



ADV160A

ADV160Ap

PARTS CATALOGUE

1

FOREWORD INDEX

1

ENGINE GROUP

2

FRAME GROUP

3

PART NUMBER INDEX

4

PART NAME INDEX

5

Instruction for use of parts catalogue

- **This parts catalogue has been created as of December 01, 2022.**
 - Since this date, the sales practice for repair parts may have been changed or the parts may have been eliminated (listed for those not for sale).
 - The modified information is reflected on the latest Electronic Parts Catalogue (EPC). Also, refer to the parts catalogue news for any change.
 - See the parts catalogue news for any revision that is made after December 01, 2022.
- **Always specify the part number when ordering a part.**
 - Check the model, type, serial numbers, color, maker, and the size as needed before ordering a part.
 - Note that the illustrations (part drawings) can differ from the actual parts in shape. They are given just to help you to refer to the parts.
- **When modifications or additions to this parts catalogue are made, a revised edition will be issued at an appropriate time, with successively progressing revision numbers on the cover. We recommend obtaining such revisions in order to keep your parts catalogue up-to-date at all times. To check whether a parts catalogue revision has been issued, please contact your Honda distributor.**

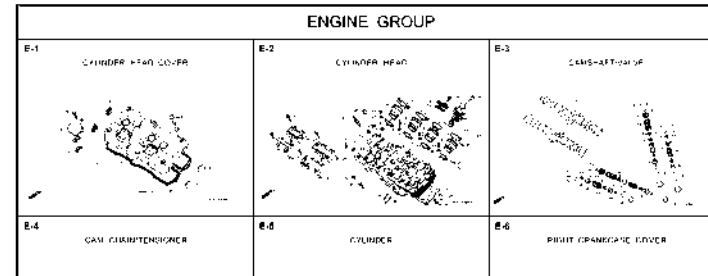
Initial version issue date
December 01, 2022
Honda Motor Co., Ltd.

CONTENTS

	Page
●Instruction for use of parts catalogue	1
●How to refer to the part information	2
●Part catalogue structure.....	3
●When the parts were revised.....	5
●Abbreviations used in the parts catalogue.....	5
●Part block and serial number check.....	6
●Models, parts catalogue codes and applicable serial numbers	7
●Color chart.....	8
●Fuel hose, general purpose hoses and vinyl hose.....	11
●FLAT RATE SERVICE TIME	15
●Illustrated index	20
●ENGINE GROUP	27
●FRAME GROUP.....	50
●PART NO. INDEX	95
●PART NAME INDEX.....	98

How to refer to the part information

A Reference with "Illustrated index"



B Reference with "Part number index"

PART NO. INDEX			
Part Number	Page	Ref.	
04000			13323-MY9-751 28 10
			13324-MY9-751 28 10
04911-MCE-000	26	1	13323-MY9-751 28 10
			13327-MY9-751 28 10
05000			
14000			
05402-MY5-P00	57	3	14100-MCE-000 13 2
05402-MY5-P10	57	3	14200-MCE-000 13 3
05410-MY9-860	56	1	14321-MCE-000 10 2
05435-MCE-006	55	1	14401-MCE-003 16 3
05451-166-A05	51	2	14510-MCE-000 16 4
05451-W43-A05	55	2	14520-MY9-691 16 5
05451-W47-A05	51	1	14524-MY9-690 16 6
05455-MCE-006	51	3	14746-MCE-000 16 7
			14820-MY9-691 16 8
			14711-MCE-000 13 4
11000			
11210-MCE-000	25	1	14712-MCE-000 13 5
11330-MCE-305	18	1	14721-MCE-000 13 6
11333-KY9-000	22	1	14728-MCE-000 13 7
11335-MCE-000	18	2	14730-MCE-000 13 8
11360-MCE-000	23	1	14731-MCE-000 13 9
11365-MCE-000	23	2	14731-MY9-751 13 10
11396-MY9-000	18	3	14751-KY2-000 13 11
11631-MCE-000	21	1	14751-MCE-000 13 12
11691-MY9-000	21	2	14761-MCE-000 13 13

C Reference with "Part name index"

PART NAME INDEX			
Part name	Page	Ref.	Ps
[A]			
ADJUSTER, CHAIN	67	5	BOLT, CHANGE
ARM COMP., GEAR CHANGE	64	3	BOLT, CLUTCH
ARM, L. MAIN STEP	65	8	BOLT, CONNec
ARM, L. PILLION STEP	65	12	BOLT, DISK, 1
ARM, R. MAIN STEP	65	5	BOLT, DRAIN f
ARM, R. PILLION STEP	65	11	BOLT, FLANGE
AUTO COOK ASSY, FUEL	58	2	BOLT, FLANGE
AXLE, FR. WHEEL	52	3	BOLT, FLANGE
AXLE, RR. WHEEL	56	3	BOLT, FLANGE
[B]			
BAE, AIR PRESSURE GAUGE	77	4	BOLT, FLANGE
BAS, SERVICE BOOK	77	1	BOLT, FLANGE
BAS, TOOL	77	3	BOLT, FLANGE
BALL, STEEL	65	20	BOLT, FLANGE
BAND A, INSULATOR	11	11	BOLT, FLANGE
BAND B, INSULATOR	11	12	BOLT, FLANGE
BAND, AIR CLEANER CONNECTING TUBE	62	22	BOLT, FLANGE
BAND, U-LOCK	70	3	BOLT, FLANGE
BAND, WIRE	46	14	BOLT, FLANGE
	43	21	
	74	18	

F-7 FRONT FENDER

Block No.

Ref No.

Service Item	F.R.T.
FENDER COMP., FR.	0.3

Ref No	Part No	Description	QTY	Serial No	Parts catalogue code
1	45156-MCE-000	CLAMPER, R. FR. BRAKE HOSE	1	1	
2	45157-MCE-000	CLAMPER, L. FR. BRAKE HOSE	1	1	
5	61100-MCE-000A	FENDER COMP., FR. PHN411MAFORGE SILVER METALLEC	1	-----	3J,4J
	61100-MCE-000B	*FB284c... GARDY PHOENIX BLUE	1	-----	J,2J
4	61101-MCE-000	PLATE, FR. FENDER	2	2	1008000
	61101-MCE-010		2	2	1008001
5	61102-MCE-300	CUSHION, FR. FENDER (BLACK)	2	2	
6	61105-MCE-000	STAY, FR. FENDER HOUSING	2	2	
7	61107-MR7-000	COLLAR (6.5)	4	4	
8	96001-06020-00	BOLT, FLANGE, 6X20	4	4	

Page No.

2000.09.01 E

Part catalogue structure

F-7		FRONT FENDER		Service item F.R.T.	
				FENDER COMP., FR. 0.3	
4	5	6	7	8	9
10	11	12	13		
Ref. No.	Part No.	Description	Reqd. QTY CB400 SFX SFY	Serial No.	Parts catalogue code
1	45156-MCE-000	CLAMPER, R. FR. BRAKE HOSE ..	1 1		
2	45157-MCE-000	CLAMPER, L. FR. BRAKE HOSE ..	1 1		
3	61100-MCE-000ZA	FENDER COMP., FR. *NH411M*FORCE SILVER METALLIC	1 -	----- 3J,4J	
	61100-MCE-000ZB	*PB284C*...CANDY PHOENIX BLUE	- 1	----- J,2J	
4	61101-MCE-000	PLATE, FR. FENDER	2 2	1008000	
	61101-MCE-010	2 2	1008001	
5	61102-MCE-300	CUSHION, FR. FENDER	2 2		
		(BLACK)			

① Block title ② Block number

③ Service item/Flat rate time

④ Reference number

- Title number marked with the parenthesis or parentheses indicates that it continues from the previous page.

⑤ Part number ⑥ Honda color code

⑦ Description

⑧ Assemblies

- Sections framed with broken lines in the exploded view drawings are available as complete assemblies. (Their individual parts can also be obtained.)

⑨ Color description

⑩ Note

- Notes are shown with the parentheses in the part name column.

⑪ Required quantity

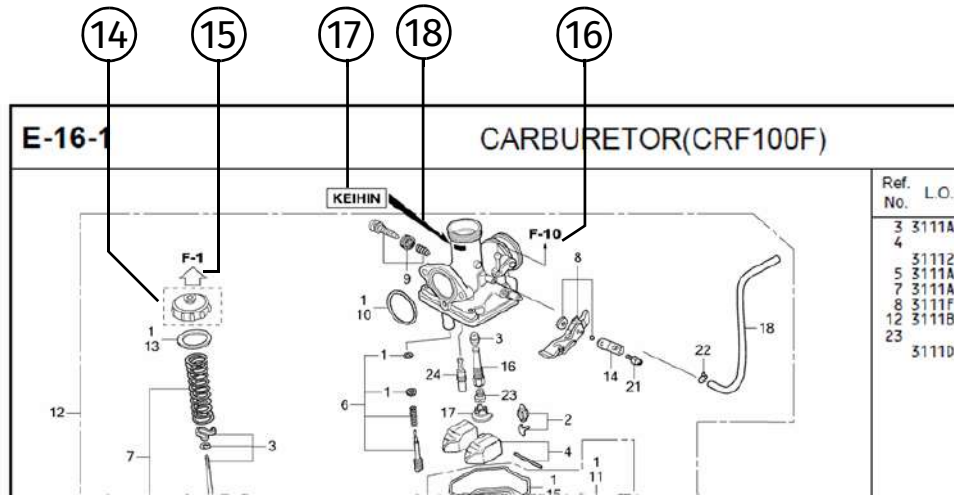
- Reqd. QTY shown in the parenthesis or parentheses indicates the optional part.
- Reqd. QTY marked with "N" indicates the optional part that should be selected as needed.
- Reqd. QTY indicates the number of the part used in the block.



⑫ Serial number




⑬ Parts catalogue code



- When the parts catalogue code column is blank, it indicates that the part is applicable to all codes.

1



⑭ 
 • Parts enclosed within a dotted line  are covered in a different block.

⑮ 
 • A hollow arrow  indicates the block No. for the parts enclosed within a dotted line .


⑯ 
 • A solid arrow  indicates the block No. the part in question is connected to.

⑰ **Replacement Identification Information for Designated Part No.**

⑱ **Location of Replacement Identification Information for Designated Part No.**

- If an arrow mark is indicated in 18, the part is incompatible with a different part No.
- Make sure to order the part of the same manufacture, including the component part.
- To make an order, indicate the part No., which includes the symbol displayed on the applicable section of the part to be replaced.

When the parts were revised



Ref. No.	Part No.	Description	Reqd. QTY		Serial No.
			QB400	SFX SFY	
1	45156-MCE-000	CLAMPER, R. FR. BRAKE HOSE ..	1	1	
2	45157-MCE-000	CLAMPER, L. FR. BRAKE HOSE ..	1	1	
3	61100-MCE-000ZA	FENDER COMP., FR. *NH411M*FORCE SILVER METALLIC	1	-	3J,4J
	61100-MCE-000ZB	*PB284C*...CANDY PHOENIX BLUE	1	-	J,2J
4	61101-MCE-000	PLATE, FR. FENDER (###).....	2	2	1008000
	61101-MCE-010	2	2	1008001
5	61102-MCE-300	CUSHION, FR. FENDER (BLACK)	2	2	
6	61105-MCE-000	STAY, FR. FENDER MOUNTING ...	2	2	
7	61107-MR7-000	COLLAR (6.5)	4	4	
8	96001-06020-00	BOLT, FLANGE, 6X20	4	4	

The number has been used from the initial model without revision.

When shown at the left side, it is applicable to the models of No.1008001 and the subsequent numbers.

When shown at the right side, it is applicable to the models up to No.1008000.

The parts listed with "###" at the end of the parts name have limited supply period (parts not for sale).

Abbreviations used in the parts catalogue

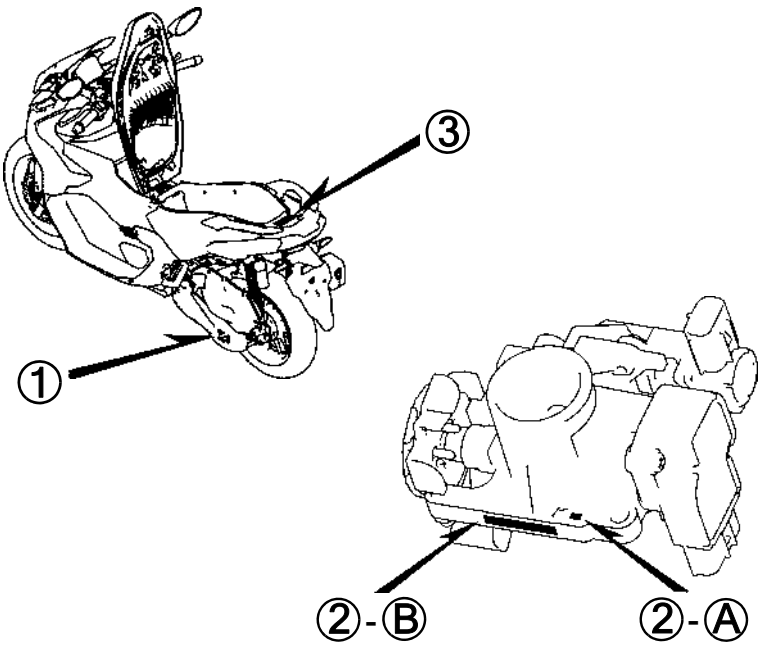
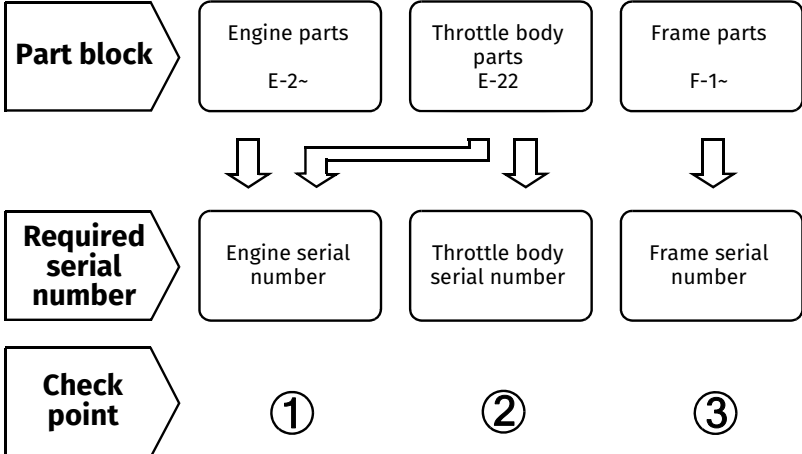


* "L." or "R." in the description of a part stands for the LEFT hand side or the RIGHT hand side. Determine the left or right as if you were in the motorcycle seat.

The following abbreviations are used in this parts catalogue.

- | | |
|---|-----------------------------------|
| A Ampere | L Left |
| ABS Anti-lock brake system | L (100L) ... Link (100 Links) |
| A.C. Alternating current | L.E.D. Light emitted diode |
| A.M. Attaching mark | MM Millimeter |
| ASSY. Assembly | MPH Miles per hour |
| C.D.I. Capacitive discharge ignition | R. Right |
| COMP. Complete | RR. Rear |
| CP. Candle power | STD. Standard |
| D.C. Direct current | T (22T) Tooth (22 Teeth) |
| EX. Exhaust | TCS Traction control system |
| FR. Front | T.M. Transcript mark |
| G Gram | V Volt |
| HEX. Hexagonal | W Watt |
| IN. Inlet | WL With labelling |
| KPH Kilometers per hour | WOL Without labelling |

Part block and serial number check



Models, parts catalogue codes and applicable serial numbers

Models, parts catalogue codes and applicable serial Nos. given in this parts catalogue can be identified as follows.
 Parts with parts catalogue codes are exclusive for models destined for countries designated.
 If no area codes are listed, parts are for common use.

Model	Area code	Type	Applicable engine serial No.	Applicable frame serial No.	Applicable throttle body identification No.
ADV160Ap	MA	Malaysia	KF51E8000001~	PMKKF552*PB000001~	GQPHA B

* Of carburetor/throttle body identification numbers, only the portions underlined in the example below are used for registration.

GQ PHA B KC 7
 (A) (B)



Color chart

- When ordering a colored part, refer to the chart below and use a part number consisting of the relevant basic part number to which has been added a part color code.

ADV160A (ADV160AP)

No.	MODEL		ADV160AP					
	COLOR		Vivacity red	Mat charcoal gray metallic	Applicable model		Applicable block No.	Ref. No.
	CODE		R-331	NH-B31M	Initial applicable model	Final applicable model		
	Name of colored parts	Basic part No.	R331	NHB31A				
1	BRACKET, RR. FENDER	50186-K0W-NA0	ZA	ZA			F-39	3
2	COVER SET, L. BODY	83650-K0W-MA0	ZC	ZB			F-15	12
3	COVER SET, L. CENTER SIDE	64306-K0W-MA0	ZC	ZB			F-15	2
4	COVER SET, L. FR. SIDE	64500-K0W-MA0	ZC	ZB			F-12	8
5	COVER SET, R. BODY	83550-K0W-MA0	ZC	ZB			F-15	10
6	COVER SET, R. CENTER SIDE	64305-K0W-MA0	ZC	ZB			F-15	1
7	COVER SET, R. FR. SIDE	64400-K0W-MA0	ZC	ZB			F-12	7
8	COVER SET, RR. CENTER	83760-K0W-NA0	ZA	ZA			F-15	14
9	COVER, CENTER	64410-K0W-NA0	ZA	ZA			F-15	4
10	COVER, FR. UPPER	64336-K0W-N00	ZP	ZR			F-12	5
11	COVER, FUEL FILLER LID	64415-K0W-NA0	ZA	ZA			F-15	5
12	COVER, INNER	81131-K0W-N00	ZA	ZA			F-13	2
13	COVER, L. FLOOR SIDE	64432-K0W-NA0	ZC	ZC			F-14	7
14	COVER, MULTI SWITCH	64337-K0W-NA0	ZA	ZA			F-12	6
15	COVER, R. FLOOR SIDE	64431-K0W-NA0	ZC	ZC			F-14	6
16	FENDER SET, FR.	61000-K0W-MA0	ZA	ZA			F-11	1
17	GARNISH, L. FLOOR	64565-K0W-NA0	ZC	ZC			F-14	12
18	GARNISH, LOWER INNER COVER	81139-K0W-N00	ZF	ZF			F-13	8

ADV160A (ADV160AP)

No.	MODEL		ADV160AP					
	COLOR		Vivacity red	Mat charcoal gray metallic	Applicable model		Applicable block No.	Ref. No.
	CODE		R-331	NH-B31M	Initial applicable model	Final applicable model		
	Name of colored parts	Basic part No.	R331	NHB31A				
19	GARNISH, R. FLOOR	64560-KOW-NA0	ZC	ZC			F-14	11
20	GARNISH, UPPER INNER COVER	81140-KOW-N00	ZF	ZF			F-13	9
21	GRIP, L. RR.	77340-KOW-NA0	ZA	ZA			F-24	16
22	GRIP, R. RR.	77330-KOW-NA0	ZA	ZA			F-24	15
23	HOLDER, HANDLE UNDER	53130-KOW-NA0	ZB	ZB			F-9	4
24	HOLDER, HANDLE UPPER	53131-KOW-N00	ZB	ZB			F-9	5
25	LID ASSY., POCKET	81130-KOW-N00	ZA	ZA			F-13	1
26	LID, FUEL	64405-KOW-NA0	ZA	ZA			F-15	3
27	LID, INNER POCKET	81141-KOW-N00	ZA	ZA			F-13	10
28	LID, PLUG MAINTENANCE	64434-KOW-NA0	ZA	ZA			F-14	8
29	LID, RESERVE TANK	64435-K35-V00	ZB	ZB			F-14	9
30	LID, SMART EMERGENCY	81137-KOW-N00	ZA	ZA			F-13	6
31	MARK, ABS	86611-KOW-M10	ZA	ZA			F-48	4
32	MARK, HONDA	86101-K41-N00	ZA	ZA			F-48	1
33	MARK, HONDA	86103-KOW-N20	ZA	ZA			F-48	2
34	OUTER, R. INNER COVER	81138-KOW-NA0	ZA	ZA			F-13	7
35	PIPE, STEERING HANDLE	53100-KOW-NA0	ZC	ZC			F-9	1
36	SEAT COMP., DOUBLE	77200-KOW-NA0	ZA	ZA			F-24	3
37	STEP, L. FLOOR	64321-KOW-NA0	ZA	ZA			F-14	3
38	STEP, R. FLOOR	64311-KOW-NA0	ZA	ZA			F-14	2
39	STRIPE, L. BODY COVER	86832-KOW-MA0	ZC	ZB			F-48	12
40	STRIPE, L. CENTER SIDE COVER	86646-KOW-MA0	ZC	ZB			F-48	10



ADV160A (ADV160AP)

No.	MODEL		ADV160AP					
	COLOR		Vivacity red	Mat charcoal gray metallic	Applicable model		Applicable block No.	Ref. No.
	CODE		R-331	NH-B31M	Initial applicable model	Final applicable model		
	Name of colored parts	Basic part No.	R331	NHB31A				
41	STRIPE, L. FR. SIDE COVER	86642-K0W-MA0	ZC	ZB			F-48	6
42	STRIPE, L. FR. SIDE COVER	86644-K0W-MA0	ZC	ZB			F-48	8
43	STRIPE, R. BODY COVER	86831-K0W-MA0	ZC	ZB			F-48	11
44	STRIPE, R. CENTER SIDE COVER	86645-K0W-MA0	ZC	ZB			F-48	9
45	STRIPE, R. FR. SIDE COVER	86641-K0W-MA0	ZC	ZB			F-48	5
46	STRIPE, R. FR. SIDE COVER	86643-K0W-MA0	ZC	ZB			F-48	7
47	WHEEL SUB ASSY., FR.	44650-K0W-M10	ZA	ZA			F-20-40	7
48	WHEEL SUB ASSY., RR.	42650-K0W-MA0	ZA	ZA			F-22-40	4
49	WINDSCREEN SET	64100-K0W-NA0	ZA	ZA			F-12	4

Fuel hose, general purpose hoses and vinyl hose

- The standard part fuel hose, general purpose hose and vinyl hose may be substituted by the coiled bulk part.
- When ordering the standard part fuel hose, general purpose hose and vinyl hose use the bulk part number written in the parts catalogue in brackets () underneath the part name, or use the catalogue below.
(The bulk part standard length is 1 m, however, those displayed in the catalogue < > are available in 3 m and 8 m lengths.)
- When exchanging the hose, cut and use at the specified length as mentioned in the part name.
(For the method of cutting the bulk part, and method of filling out orders etc., please refer to the service manual and the instructions issued with the bulk part.)
- The list below is a catalogue of the standard part numbers and bulk part numbers. Note that those numbers are applicable to the listed replacement parts only.

Fuel hoses/Tubes			
Standard part No.	Bulk part No.	Bulk part	
		Inner diameter (mm)	Length (m)
95001-30xxx-2x	95001-30001-20M	3.0	1
95001-30xxx-3x	95001-30001-30M	3.0	1
95001-30xxx-4x	95001-30001-40M	3.0	1
95001-35xxx-2x	95001-35001-50M <95001-35003-50M>	3.5	1 3
95001-35xxx-3x	95001-35001-60M <95001-35003-60M>	3.5	1 3
95001-35xxx-4x	95001-35001-60M <95001-35003-60M>	3.5	1 3
95001-35xxx-5x	95001-35001-50M <95001-35003-50M>	3.5	1 3
95001-35xxx-6x	95001-35001-60M <95001-35003-60M>	3.5	1 3
95001-45xxx-2x	95001-45001-50M <95001-45003-50M>	4.5	1 3
95001-45xxx-3x	95001-45001-60M <95001-45003-60M> <95001-45008-60M>	4.5	1 3 8
95001-45xxx-4x	95001-45001-60M <95001-45003-60M> <95001-45008-60M>	4.5	1 3 8
95001-45xxx-5x	95001-45001-50M <95001-45003-50M>	4.5	1 3
95001-45xxx-6x	95001-45001-60M <95001-45003-60M> <95001-45008-60M>	4.5	1 3 8
95001-55xxx-2x	95001-55001-50M <95001-55003-50M> <95001-55008-50M>	5.5	1 3 8

Fuel hoses/Tubes			
Standard part No.	Bulk part No.	Bulk part	
		Inner diameter (mm)	Length (m)
95001-55xxx-3x	95001-55001-60M <95001-55003-60M> <95001-55008-60M>	5.5	1 3 8
95001-55xxx-4x	95001-55001-60M <95001-55003-60M> <95001-55008-60M>	5.5	1 3 8
95001-55xxx-5x	95001-55001-50M <95001-55003-50M> <95001-55008-50M>	5.5	1 3 8
95001-55xxx-6x	95001-55001-60M <95001-55003-60M> <95001-55008-60M>	5.5	1 3 8
95001-75xxx-2x	95001-75001-50M <95001-75003-50M>	7.5	1 3
95001-75xxx-3x	95001-75001-60M <95001-75003-60M> <95001-75008-60M>	7.5	1 3 8
95001-75xxx-4x	95001-75001-60M <95001-75003-60M> <95001-75008-60M>	7.5	1 3 8
95001-75xxx-5x	95001-75001-50M <95001-75003-50M>	7.5	1 3
95001-75xxx-6x	95001-75001-60M <95001-75003-60M> <95001-75008-60M>	7.5	1 3 8
95001-80xxx-2x	95001-80001-50M	8.0	1
95001-80xxx-3x	95001-80001-60M	8.0	1
95001-80xxx-4x	95001-80001-60M	8.0	1
95001-80xxx-5x	95001-80001-50M	8.0	1
95001-80xxx-6x	95001-80001-60M	8.0	1

Vinyl tube				
Standard part No.	Bulk part No.	Bulk part		
		Inner dia- meter (mm)	Outer dia-meter (mm)	Length (m)
95003-01xxx-3x	95003-01001-60M <95003-01003-60M>	2.9	6.8	1 3
95003-01xxx-60	95003-01001-60M <95003-01003-60M>	2.9	6.8	1 3
95003-03xxx-3x	95003-03001-60M <95003-03003-60M>	3.0	6.0	1 3
95003-03xxx-60	95003-03001-60M <95003-03003-60M>	3.0	6.0	1 3
95003-05xxx-3x	95003-05001-60M <95003-05003-60M> <95003-05008-60M>	3.5	6.5	1 3 8
95003-05xxx-60	95003-05001-60M <95003-05003-60M> <95003-05008-60M>	3.5	6.5	1 3 8
95003-07xxx-1x	95003-07001-10M <95003-07003-10M> <95003-07008-10M>	4.0	7.0	1 3 8
95003-07xxx-20	95003-07001-10M <95003-07003-10M> <95003-07008-10M>	4.0	7.0	1 3 8
95003-07xxx-3x	95003-07001-60M <95003-07003-60M> <95003-07008-60M>	4.0	7.0	1 3 8
95003-07xxx-60	95003-07001-60M <95003-07003-60M> <95003-07008-60M>	4.0	7.0	1 3 8
95003-07xxx-7x	95003-07001-70M <95003-07003-70M> <95003-07008-70M>	4.0	7.0	1 3 8
95003-08xxx-1x	95003-08001-10M <95003-08003-10M> <95003-08008-10M>	4.5	6.5	1 3 8
95003-09xxx-3x	95003-09001-60M <95003-09003-60M>	4.5	8.0	1 3
95003-09xxx-60	95003-09001-60M <95003-09003-60M>	4.5	8.0	1 3
95003-10xxx-1x	95003-10001-10M <95003-10003-10M>	5.0	8.0	1 3
95003-10xxx-20	95003-10001-10M <95003-10003-10M>	5.0	8.0	1 3
95003-10xxx-3x	95003-10001-60M <95003-10003-60M>	5.0	8.0	1 3
95003-10xxx-60	95003-10001-60M <95003-10003-60M>	5.0	8.0	1 3
95003-11xxx-3x	95003-11001-60M <95003-11003-60M> <95003-11008-60M>	5.0	9.0	1 3 8
95003-11xxx-60	95003-11001-60M <95003-11003-60M> <95003-11008-60M>	5.0	9.0	1 3 8
95003-12xxx-1x	95003-12001-10M <95003-12003-10M> <95003-12008-10M>	5.0	7.0	1 3 8
95003-12xxx-20	95003-12001-10M <95003-12003-10M> <95003-12008-10M>	5.0	7.0	1 3 8

Vinyl tube				
Standard part No.	Bulk part No.	Bulk part		
		Inner dia- meter (mm)	Outer dia-meter (mm)	Length (m)
95003-14xxx-1x	95003-14001-10M <95003-14003-10M>	6.0	9.0	1 3
95003-14xxx-20	95003-14001-10M <95003-14003-10M>	6.0	9.0	1 3
95003-14xxx-3x	95003-14001-60M <95003-14003-60M>	6.0	9.0	1 3
95003-17xxx-1x	95003-17001-10M <95003-17003-10M>	7.0	9.0	1 3
95003-19xxx-1x	95003-19001-10M <95003-19003-10M> <95003-19008-10M>	7.0	11.0	1 3 8
95003-19xxx-20	95003-19001-10M <95003-19003-10M> <95003-19008-10M>	7.0	11.0	1 3 8
95003-19xxx-3x	95003-19001-60M <95003-19003-60M> <95003-19008-60M>	7.0	11.0	1 3 8
95003-19xxx-60	95003-19001-60M <95003-19003-60M> <95003-19008-60M>	7.0	11.0	1 3 8
95003-21xxx-1x	95003-21001-10M <95003-21003-10M>	8.0	9.0	1 3
95003-21xxx-20	95003-21001-10M <95003-21003-10M>	8.0	9.0	1 3
95003-23xxx-1x	95003-23001-10M <95003-23003-10M>	8.0	12.0	1 3
95003-23xxx-20	95003-23001-10M <95003-23003-10M>	8.0	12.0	1 3
95003-23xxx-3x	95003-23001-60M <95003-23003-60M> <95003-23008-60M>	8.0	12.0	1 3 8
95003-23xxx-60	95003-23001-60M <95003-23003-60M> <95003-23008-60M>	8.0	12.0	1 3 8
95003-25xxx-1x	95003-25001-10M <95003-25003-10M>	9.0	11.0	1 3
95003-25xxx-20	95003-25001-10M <95003-25003-10M>	9.0	11.0	1 3
95003-25xxx-3x	95003-25001-60M <95003-25003-60M>	9.0	11.0	1 3
95003-25xxx-7x	95003-25001-70M <95003-25003-70M>	9.0	11.0	1 3
95003-27xxx-1x	95003-27001-10M <95003-27003-10M>	9.0	13.0	1 3
95003-27xxx-20	95003-27001-10M <95003-27003-10M>	9.0	13.0	1 3
95003-27xxx-3x	95003-27001-60M <95003-27003-60M>	9.0	13.0	1 3
95003-27xxx-60	95003-27001-60M <95003-27003-60M>	9.0	13.0	1 3
95003-33xxx-1x	95003-33001-10M <95003-33003-10M>	10.0	14.0	1 3
95003-33xxx-20	95003-33001-10M <95003-33003-10M>	10.0	14.0	1 3

Vinyl tube				
Standard part No.	Bulk part No.	Bulk part		
		Inner dia- meter (mm)	Outer dia-meter (mm)	Length (m)
95003-36xxx-1x	95003-36001-10M <95003-36003-10M> <95003-36008-10M>	11.0	13.0	1 3 8
95003-36xxx-20	95003-36001-10M <95003-36003-10M> <95003-36008-10M>	11.0	13.0	1 3 8
95003-37xxx-3x	95003-37001-60M <95003-37003-60M>	11.0	15.0	1 3
95003-37xxx-60	95003-37001-60M <95003-37003-60M>	11.0	15.0	1 3
95003-38xxx-1x	95003-38001-10M <95003-38003-10M>	12.0	13.0	1 3
95003-38xxx-20	95003-38001-10M <95003-38003-10M>	12.0	13.0	1 3
95003-39xxx-1x	95003-39001-10M <95003-39003-10M>	12.0	14.0	1 3
95003-39xxx-20	95003-39001-10M <95003-39003-10M>	12.0	14.0	1 3
95003-40xxx-20	95003-40001-10M <95003-40003-10M>	12.0	16.0	1 3
95003-40xxx-3x	95003-40001-60M <95003-40003-60M>	12.0	16.0	1 3
95003-40xxx-60	95003-40001-60M <95003-40003-60M>	12.0	16.0	1 3
95003-43xxx-1x	95003-43001-10M <95003-43003-10M> <95003-43008-10M>	13.0	15.0	1 3 8
95003-43xxx-20	95003-43001-10M <95003-43003-10M> <95003-43008-10M>	13.0	15.0	1 3 8
95003-45xxx-1x	95003-45001-10M <95003-45003-10M> <95003-45008-10M>	14.0	18.0	1 3 8
95003-45xxx-20	95003-45001-10M <95003-45003-10M> <95003-45008-10M>	14.0	18.0	1 3 8
95003-50xxx-1x	95003-50001-10M <95003-50003-10M>	16.0	19.0	1 3
95003-50xxx-20	95003-50001-10M <95003-50003-10M>	16.0	19.0	1 3
95003-50xxx-3x	95003-50001-60M <95003-50003-60M>	16.0	19.0	1 3
95003-55xxx-1x	95003-55001-10M <95003-55003-10M>	17.5	20.5	1 3
95003-55xxx-20	95003-55001-10M <95003-55003-10M>	17.5	20.5	1 3
95003-60xxx-1x	95003-60001-10M <95003-60003-10M>	22.0	27.0	1 3
95003-60xxx-20	95003-60001-10M <95003-60003-10M>	22.0	27.0	1 3
95003-60xxx-3x	95003-60001-60M <95003-60003-60M>	22.0	27.0	1 3
95003-60xxx-60	95003-60001-60M <95003-60003-60M>	22.0	27.0	1 3

General purpose hoses			
Standard part No.	Bulk part No.	Bulk part	
		Inner diameter (mm)	Length (m)
95005-11xxx-3x	95005-11001-30M	11.0	1
95005-11xxx-5x	95005-11001-50M	11.0	1
95005-12xxx-1x	95005-12001-10M <95005-12003-10M>	12.0	1 3
95005-12xxx-2x	95005-12001-20M	12.0	1
95005-12xxx-3x	95005-12001-30M	12.0	1
95005-12xxx-5x	95005-12001-50M	12.0	1
95005-14xxx-1x	95005-14001-10M	14.0	1
95005-14xxx-2x	95005-14001-20M <95005-14003-20M>	14.0	1 3
95005-14xxx-3x	95005-14001-30M	14.0	1
95005-14xxx-5x	95005-14001-50M	14.0	1
95005-17xxx-1x	95005-17001-10M	17.0	1
95005-17xxx-2x	95005-17001-20M	17.0	1
95005-17xxx-3x	95005-17001-30M	17.0	1
95005-17xxx-5x	95005-17001-50M	17.0	1
95005-30xxx-3x	95005-30001-30M	3.0	1
95005-30xxx-5x	95005-30001-50M	3.0	1
95005-35xxx-1x	95005-35001-10M <95005-35003-10M> <95005-35008-10M>	3.5	1 3 8
95005-35xxx-2x	95005-35001-20M	3.5	1
95005-35xxx-3x	95005-35001-30M	3.5	1
95005-35xxx-4x	95005-35001-10M <95005-35003-10M> <95005-35008-10M>	3.5	1 3 8
95005-35xxx-5x	95005-35001-50M	3.5	1
95005-45xxx-1x	95005-45001-10M <95005-45003-10M> <95005-45008-10M>	4.5	1 3 8
95005-45xxx-2x	95005-45001-20M	4.5	1
95005-45xxx-3x	95005-45001-30M	4.5	1

General purpose hoses			
Standard part No.	Bulk part No.	Bulk part	
		Inner diameter (mm)	Length (m)
95005-45xxx-4x	95005-45001-10M <95005-45003-10M> <95005-45008-10M>	4.5	1 3 8
95005-45xxx-5x	95005-45001-50M	4.5	1
95005-50xxx-3x	95005-50001-30M <95005-50003-30M>	5.0	1 3
95005-50xxx-5x	95005-50001-50M	5.0	1
95005-55xxx-1x	95005-55001-10M <95005-55003-10M> <95005-55008-10M>	5.3	1 3 8
95005-55xxx-2x	95005-55001-20M <95005-55003-20M>	5.3	1 3
95005-55xxx-4x	95005-55001-10M <95005-55003-10M> <95005-55008-10M>	5.3	1 3 8
95005-65xxx-1x	95005-65001-10M <95005-65003-10M>	6.5	1 3
95005-65xxx-2x	95005-65001-20M	6.5	1
95005-70xxx-3x	95005-70001-30M <95005-70003-30M>	7.0	1 3
95005-70xxx-5x	95005-70001-50M	7.0	1
95005-75xxx-1x	95005-75001-10M <95005-75003-10M>	7.3	1 3
95005-75xxx-2x	95005-75001-20M	7.3	1
95005-80xxx-1x	95005-80001-10M <95005-80003-10M>	8.0	1 3
95005-80xxx-2x	95005-80001-20M	8.0	1
95005-80xxx-3x	95005-80001-30M	8.0	1
95005-80xxx-5x	95005-80001-50M	8.0	1
95005-91xxx-3x	95005-91001-30M	12.0	1
95005-91xxx-5x	95005-91001-50M	12.0	1
95005-92xxx-3x	95005-92001-30M	12.0	1
95005-92xxx-5x	95005-92001-50M	12.0	1

NOTE: X is displayed to represent the omitted numerals and letters of the roman alphabet.

⊙ **CAUTION: It is DANGEROUS to confuse the fuel hose with the general purpose hose or vinyl hose.**

Never use a general purpose hose or vinyl hose in place of a fuel hose or vice versa. Always use the correct bulk part in the parts catalogue, according to the service manual or the instructions issued with the bulk part.



• Bulk part number of fuel hose, general purpose hose and vinyl hose.

(Example)

9 5 0 0 1 - 7 5 0 0 1 - 5 0 M

Bulk part number: Refers to the bulk part.

Marking code (hose type): (fuel hose and general purpose hose)

Change code (for added hose): (Vinyl hose)

• Indicates number mark or change sequence, however, the code for the bulk part must be strictly 0 (zero).

Types of code:

- Fuel hose
 - 2: Red outside braid (3 mm inside dia. only)
 - 5: Black inside braid
 - 3: Red (3 mm inside dia. only)
 - 4: Ash gray with red stripe (3 mm inside dia. only)
 - 6: Black

- Vinyl hose
 - 1: Clear
 - 2: Black
 - 3: Light red
 - 6: Light red
 - 7: Pale black

- General hose
 - 1: Ash gray
 - 2: Ash gray
 - 3: Black
 - 5: Black

Lengths: 001: 1 m (standard)
003: 3 m
008: 8 m

I.D code: (fuel hose and general purpose hose)

- 30: 3.0 mm
- 35: 3.5 mm
- 45: 4.5 mm
- 50: 5.0 mm
- 55: 5.3 mm, 5.5 mm
- 65: 6.5 mm
- 70: 7.0 mm
- 75: 7.3 mm, 7.5 mm
- 80: 8.0 mm
- 11: 11 mm
- 91: 12 mm (outside dia. 15) mm
- 92: 12 mm (outside dia. 16) mm
- 12: 12 mm (outside dia. 17) mm
- 14: 14 mm
- 17: 17 mm

ID./OD. code: (vinyl hose)

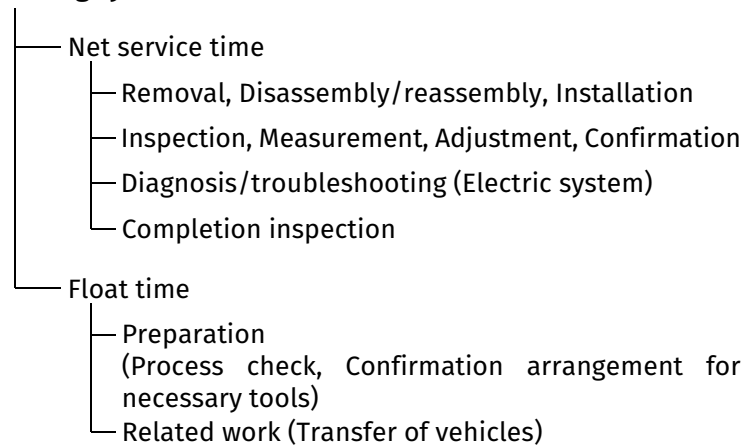
- | | | |
|-------------------------|---------------------------|---------------------------|
| 01: ID. 2.9, OD. 6.8 mm | 14: ID. 6.0, OD. 9.0 mm | 37: ID. 11.0, OD. 15.0 mm |
| 03: ID. 3.0, OD. 6.0 mm | 17: ID. 7.0, OD. 9.0 mm | 38: ID. 12.0, OD. 13.0 mm |
| 05: ID. 3.5, OD. 6.5 mm | 19: ID. 7.0, OD. 11.0 mm | 39: ID. 12.0, OD. 14.0 mm |
| 07: ID. 4.0, OD. 7.0 mm | 21: ID. 8.0, OD. 9.0 mm | 40: ID. 12.0, OD. 16.0 mm |
| 08: ID. 4.5, OD. 6.5 mm | 23: ID. 8.0, OD. 12.0 mm | 43: ID. 13.0, OD. 15.0 mm |
| 09: ID. 4.5, OD. 8.0 mm | 25: ID. 9.0, OD. 11.0 mm | 45: ID. 14.0, OD. 18.0 mm |
| 12: ID. 5.0, OD. 7.0 mm | 27: ID. 9.0, OD. 13.0 mm | 50: ID. 16.0, OD. 19.0 mm |
| 10: ID. 5.0, OD. 8.0 mm | 33: ID. 10.0, OD. 14.0 mm | 55: ID. 17.5, OD. 20.5 mm |
| 11: ID. 5.0, OD. 9.0 mm | 36: ID. 11.0, OD. 13.0 mm | 60: ID. 22.0, OD. 27.0 mm |

Hose type: 1: Fuel hose
3: Vinyl hose
5: General hose

FLAT RATE SERVICE TIME

Flat rate service time (FRT) means the standard time required to service a MC, which is listed in this manual to help the dealers control the actual working process and calculate the service charge by using it as a guide.

FRT setting system



* Float time is set by multiplying the net service time by a given coefficient.

Editorial style

The service items shown in the text are listed with the exchange work time for the repair sales parts as the subject. Other representative service items not using repair parts (removal/installation, adjustment, inspection/measuring, and other work) are listed collectively in the list in the preface, classified according to the work.

FRT setting standard

- Decimal system (in unit of 0.1) is adopted to set FRT as it is convenient to calculate the wage.
Example: (0.1)→6 minutes, (0.2)→12 minutes
[Labor cost per hour] x [FRT] = [Wage]
- FRT is set with a hand tool.
- Service items and FRT can be subject to change depending on development of tools and service equipment and improvement in service procedure.

Work procedure

- As the work procedure is set with the work time according to the method in the separate Service Manual, refer to this Manual as required.
- Work methods permitting servicing in the shortest time still permitting assurance of safe work and product warranty are used for the setting of service items not listed in the Service Manual.
- Work basically is to be performed by one person, and when two or more people are required, setting is done as the total time for the number of people.
- The set value for the technological level of the workers uses a person with three years of experience in the repair of Honda vehicles as the standard.
- Special tools and service equipment used to set FRT are those specified or recommended in Service Manual.

Service item whose FRT is not presented

- Accessories and service parts that are not listed to use in this manual.
 - Locations with little aging deterioration or breakage during normal use.
 - Service work that can be finished by one touch.
 - Service work that is seldom done (i.e. extremely small causes of trouble and service frequency).
- * When FRT is not presented, please calculate wages based on appropriate actual work time

Operation not included of FRT

- Oil and coolant water draining, Waiting time for warming up operation and etc..
- Additional operation that involves removal/installation of standard exterior equipment.
- Indirect time spent for service by visiting the customer, trade-in, and delivery of a MC.
- Indirect time required for ordering and delivery of parts.
- Cost for grease, adhesive agent, etc. used for service work.

**Explanation of FRT by using an example
(The example may differ from the actual presented items)**

Ref. No.	L.O.N.	(Relative ref. Number) Description	F.R.T.
②	111118	(1, 3, 4, 7) CAMSHAFT 4.5	②
③		⑥ • Includes: Valve clearance adjustment	
	111118A	Replace rocker arm add1.0	⑤

- ① Reference No. of the illustration of part that shows location of the replacement work.
- ② FRT is an abbreviation of Flat Rate Time indicating the standard service time required for the replacement.
- ③ LON is an abbreviation of Labor Operation Number, and it is a classification of the service items by the work unit code.

The same operation code is used regardless of the models.

Standard operation is indicated with 6 digits code, and additional operation is indicated with 7 digits code.
- ④ Indicating the camshaft replacement and FRT4.5.
- ⑤ Indicating FRT1.0 that will be added when additional operation (replace rocker arm) is done in association with camshaft replacement.

- ⑥ Indicating work contents that are included in the service item.
- ⑦ Indicating a reference No. whose operation and time are the same as FRT4.5 for the camshaft.

(The application range is limited to the service items without an LON setting within a same block.)

**How to refer to the service item by using the sample
(camshaft replacement)**

Open to the page of the block where the camshaft's spare part illustration is shown.



Look for the camshaft illustration, and refer to the service item and FRT that agree with the reference No.

Indication mark for the listing of service items that continues to the following page

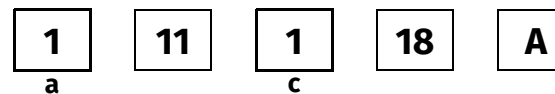
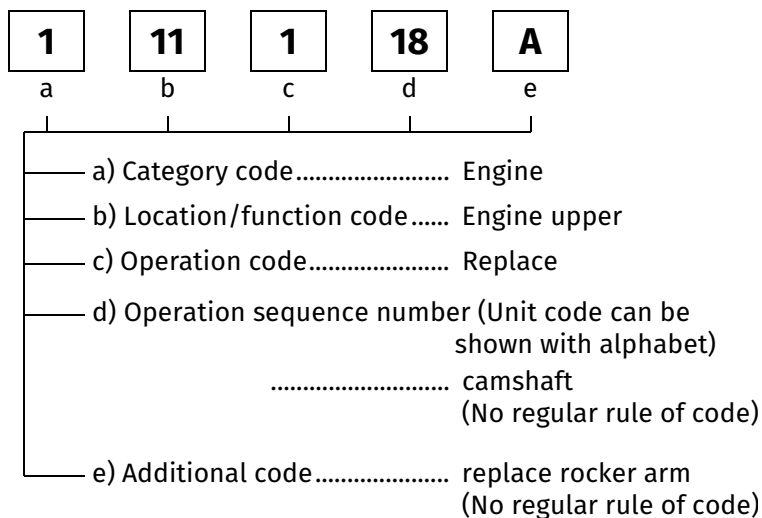
Ref. No.	L.O.N.	(Relative ref. Number) Description	F.R.T.
2	111118	CAMSHAFT	4.5
	.	.	.
	.	.	.

+
Mark indicated at the last line.

Indication of the block with no setting of FRT

Ref. No.	L.O.N.	(Relative ref. Number) Description	F.R.T.
NO INFORMATION			

• LON code system



a) Category codes and classification

Code	Category
1	Engine
2	Transmission
3	Fuel & Exhaust
4	Frame & Body
5	Steering/Suspension
6	Electrical
7	Wheels/Brakes
8	Controls/instrument
9	-
0	-

c) Operation codes and classification

Code	Operation category
1	Replace, Removal/Installation, Change
2	Overhaul
3	Adjust, Balance
4	(Paint-related work: Top-coat)
5	Test, Inspect/diagnose, Measurement, Check
6	(Overhaul-related work: Rebore)
7	(Overhaul-related work: Reseal)
8	(Resurface)
9	(Paint-related work: Refinish)
0	Repair, Cleaning, Air bleeding

Major service items without using spare parts

Removal/installation, Adjustment, Inspection/Measurement, Other work

E: Engine, F: Frame

*** OPERATIONS OTHER THAN REPLACING PARTS**

• Removal/installation

Set for the configuration with the parts removed from the vehicle.

	LON	DESCRIPTION	FRT
E	1101E5	TILTING ENGINE ASSEMBLY- REMOVAL/INSTALLATION INCLUDES: All necessary adjustment	3.3
	3111D5	THROTTLE BODY ASSEMBLY- REMOVAL/INSTALLATION	1.7
	1101E6	CRANKCASE SEPARATION INCLUDES: Engine removal and installation	5.7
F	1151E6	RADIATOR ASSEMBLY- REMOVAL/INSTALLATION	1.4

• Adjustment

	LON	DESCRIPTION	FRT
E	6143A1	SPARK PLUG-ADJUSTMENT/CLEANING	0.1
	1113A0	VALVE CLEARANCE-ADJUSTMENT NOTE: For 1 vehicle	2.9
F	6163A0	HEADLIGHT-AIMING	0.1
	3113A3	THROTTLE OPERATION-ADJUSTMENT	0.1

• Inspection/Measurement

	LON	DESCRIPTION	FRT
E	1115A0	COMPRESSION PRESSURE-MEASUREMENT	0.2
	6145A0	IGNITION TIMING-INSPECTION	0.9
F	6105A0	BATTERY-CHARGE INCLUDES: In case of open type battery, checking electrolyte level and charge.	0.2

• Other work

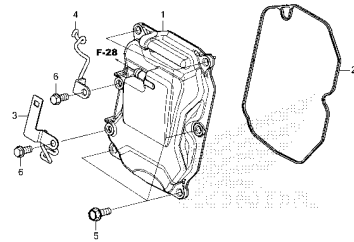
	LON	DESCRIPTION	FRT
E	1130A1	OIL FILTER SCREEN-CLEANING	0.2
F	7110A0	FRONT BRAKE-AIR BLEEDING	0.2
	7110A1	REAR BRAKE-AIR BLEEDING	0.2
	1151E7	RADIATOR COOLANT-CHANGE	0.9
	6155A0	SMART CARD KEY MEMORIZATION	0.4
	6185A0	ECM/PCM UPDATE	0.2



ENGINE GROUP

E-2

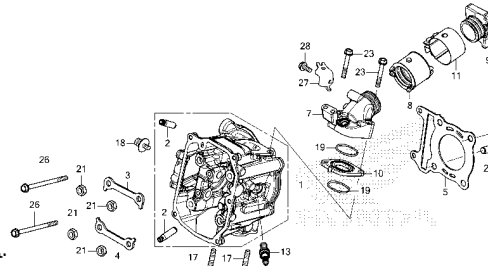
CYLINDER HEAD COVER



K0WAE0200

E-3

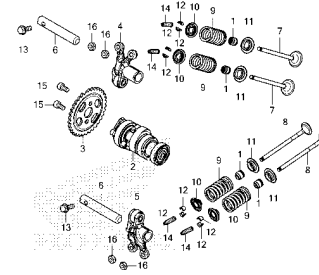
CYLINDER HEAD



K0WAE0300

E-4

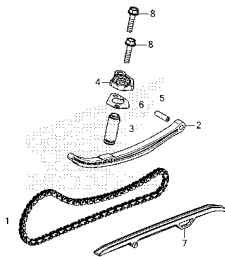
CAMSHAFT/VALVE



K0WAE0400

E-5

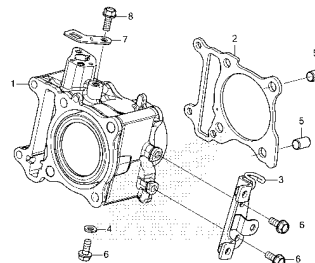
CAM CHAIN/TENSIONER



K0WAE0500

E-6

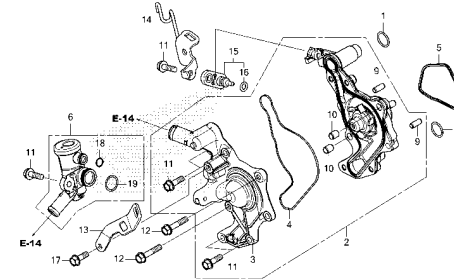
CYLINDER



K0WAE0600

E-9

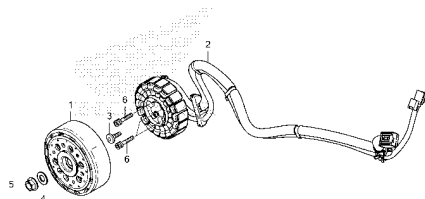
WATER PUMP



K0WAE0900

E-10

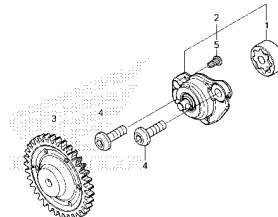
A.C.G. STARTER



K0WAE1000

E-11

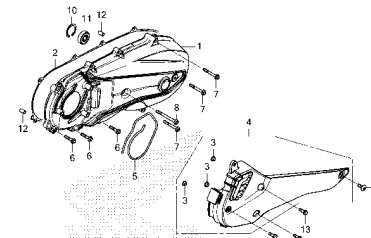
OIL PUMP



K0WAE1100

E-13

LEFT SIDE COVER

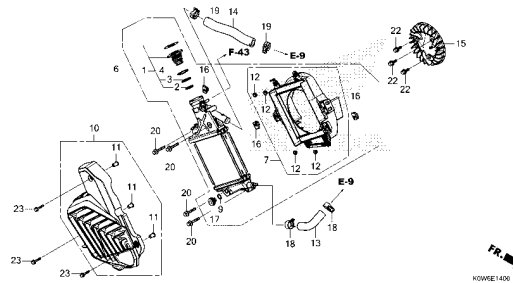


K0WAE1300

ENGINE GROUP

E-14

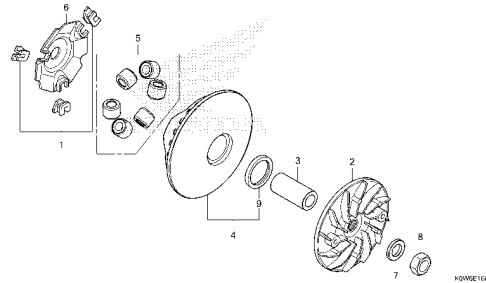
RADIATOR



FR. →
K0VSE1400

E-16

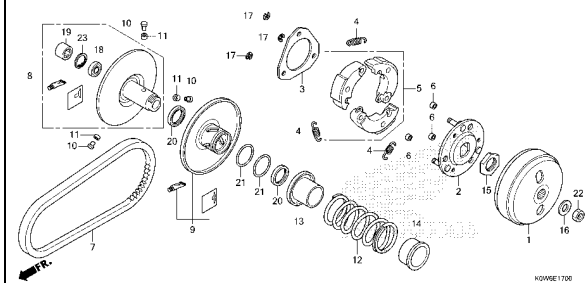
DRIVE FACE



FR. →
K0VSE1600

E-17

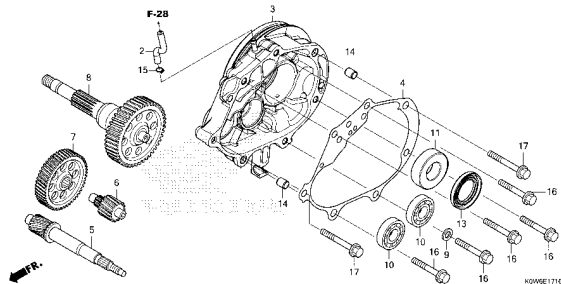
DRIVEN FACE



FR. →
K0VSE1700

E-17-10

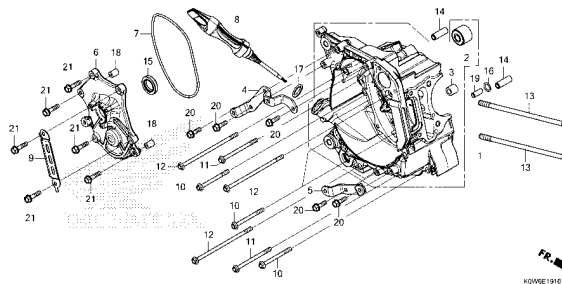
TRANSMISSION



FR. →
K0VSE1710

E-19-10

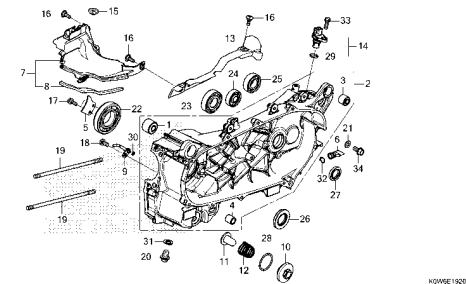
RIGHT CRANKCASE



FR. →
K0VSE1910

E-19-20

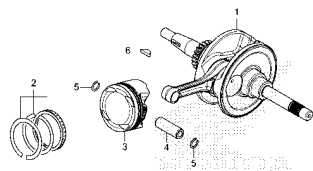
LEFT CRANKCASE



FR. →
K0VSE1920

E-20

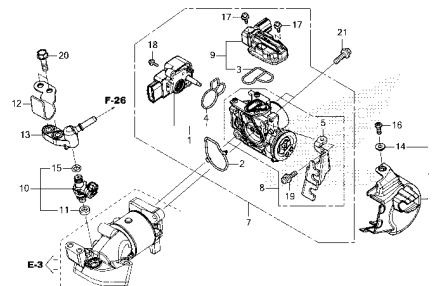
CRANKSHAFT/PISTON



FR. →
K0VSE2000

E-22

THROTTLE BODY/FUEL INJECTOR



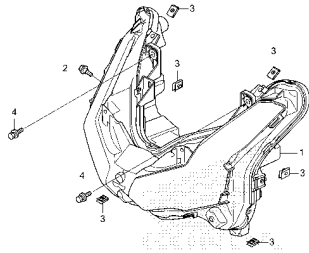
FR. →
K0VSE2200

2

FRAME GROUP

F-1

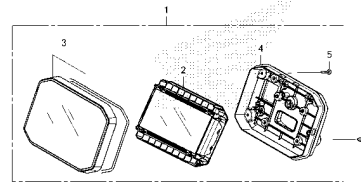
HEADLIGHT



KQWSP100

F-2

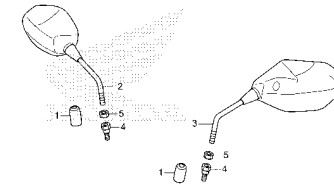
METER



KQWSP1200

F-3

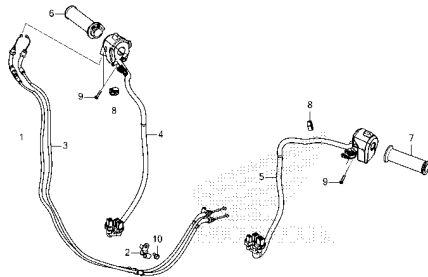
MIRROR



KQWSP1300

F-4

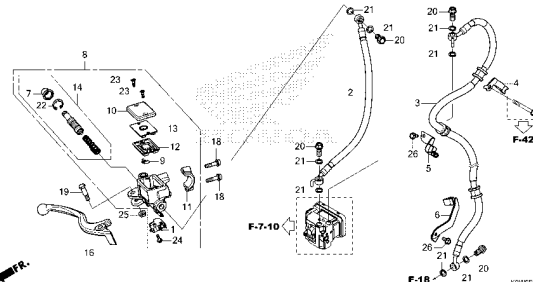
HANDLE SWITCH/CABLE



KQWSP1400

F-5-20

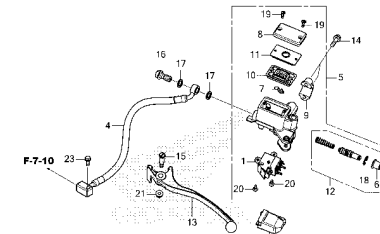
FRONT BRAKE MASTER CYLINDER



KQWSP1520

F-6

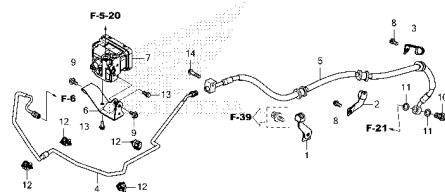
REAR BRAKE MASTER CYLINDER



KQWSP1600

F-7-10

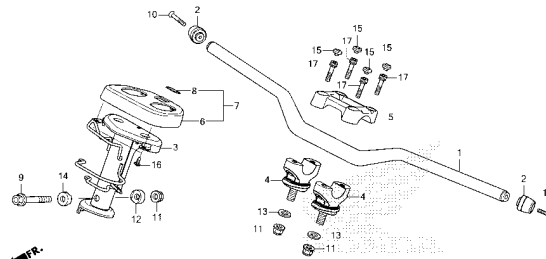
REAR BRAKE PIPE



KQWSP1710

F-9

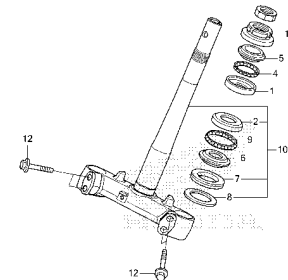
HANDLE PIPE/HANDLE COVER



KQWSP1800

F-10

STEERING STEM

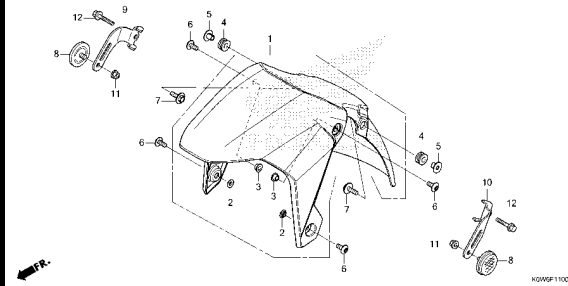


KQWSP1900

FRAME GROUP

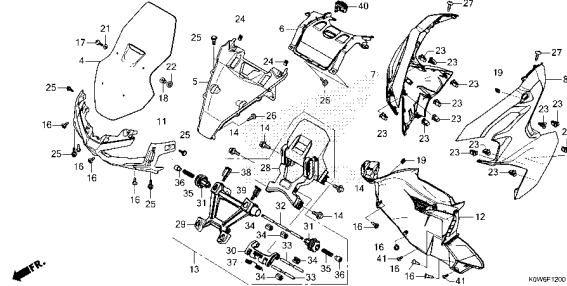
F-11

FRONT FENDER



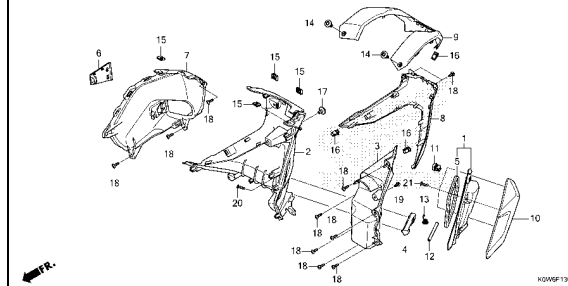
F-12

FRONT COVER



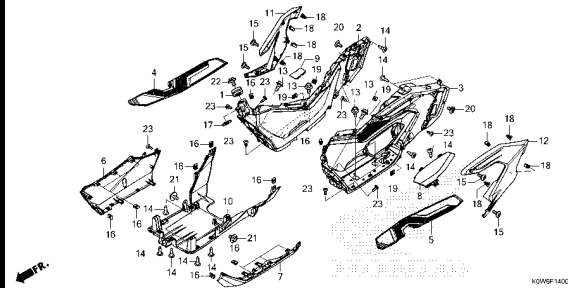
F-13

INNER COVER



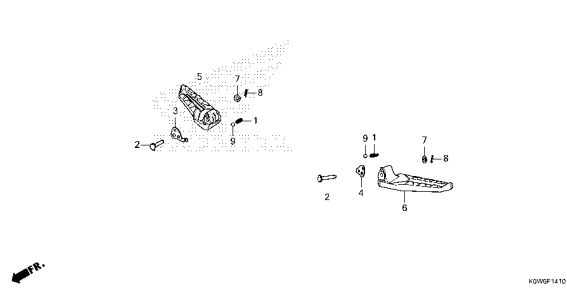
F-14

FLOOR STEP



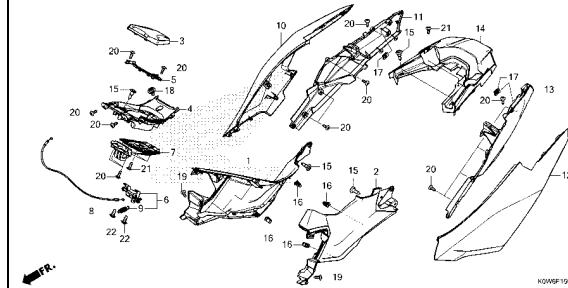
F-14-10

PILLION STEP



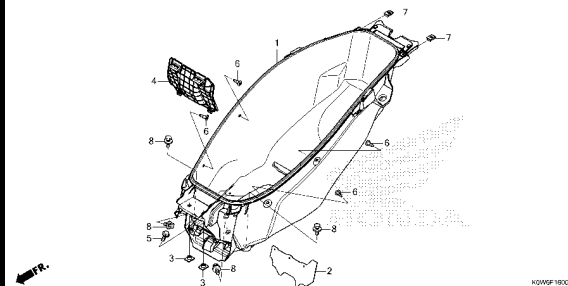
F-15

BODY COVER



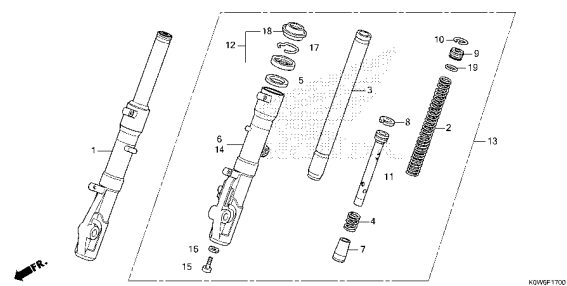
F-16

LUGGAGE BOX



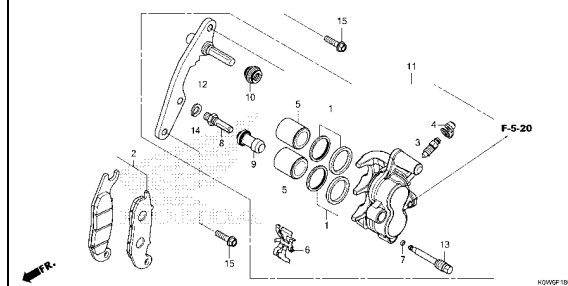
F-17

FRONT FORK



F-18

FRONT BRAKE CALIPER

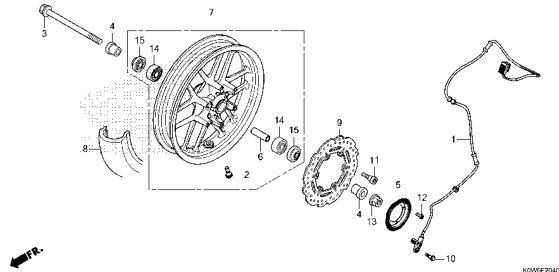


3

FRAME GROUP

F-20-40

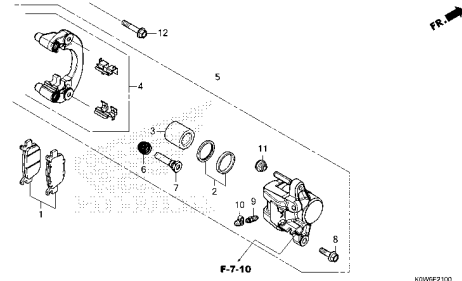
FRONT WHEEL



K0WGF2040

F-21

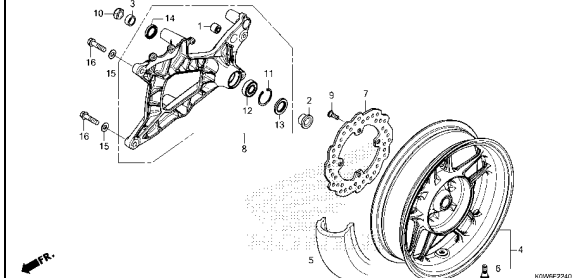
REAR BRAKE CALIPER



K0WGF2100

F-22-40

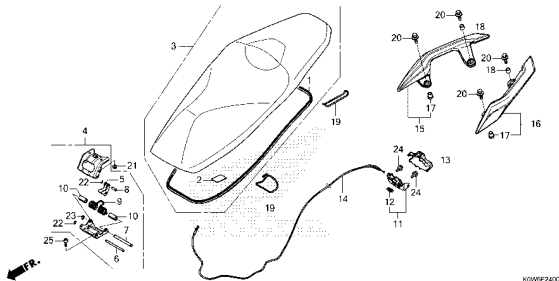
REAR WHEEL/SWINGARM



K0WGF2240

F-24

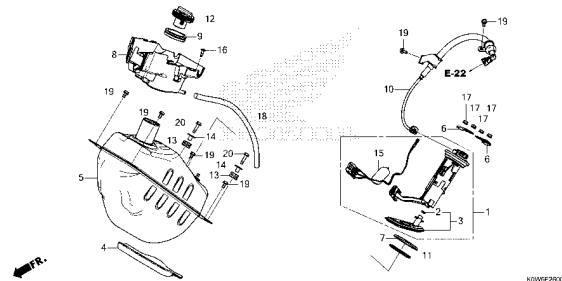
SEAT



K0WGF2400

F-26

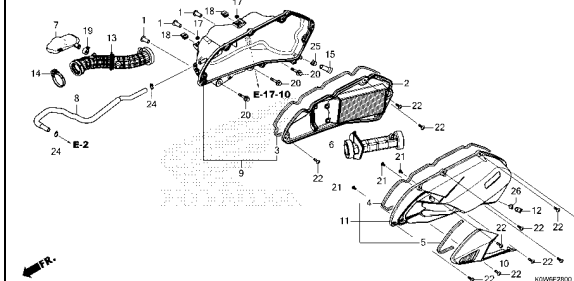
FUEL TANK



K0WGF2600

F-28

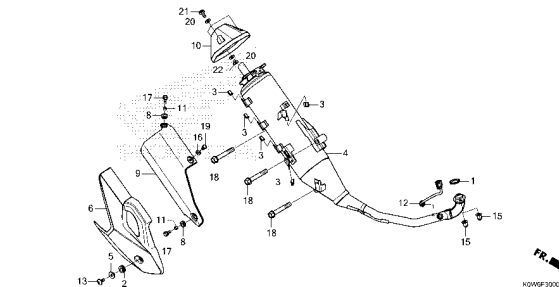
AIR CLEANER



K0WGF2800

F-30

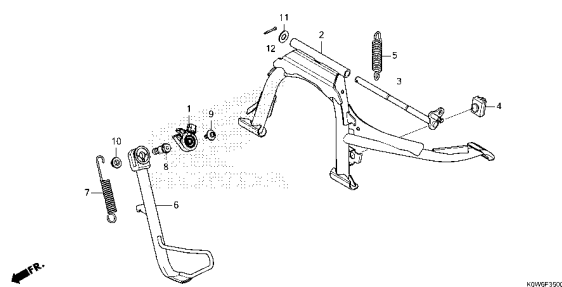
EXHAUST MUFFLER



K0WGF3000

F-35

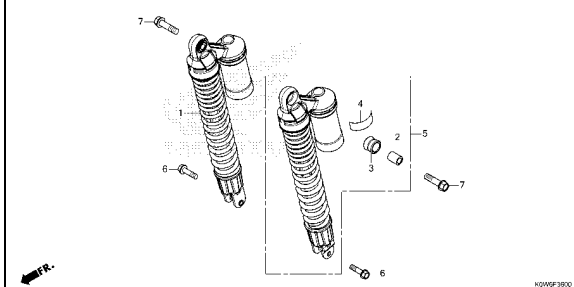
STAND



K0WGF3500

F-36

REAR CUSHION

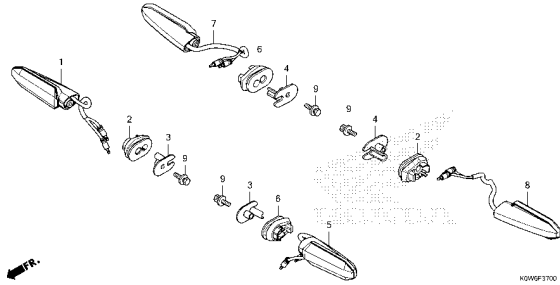


K0WGF3600

FRAME GROUP

F-37

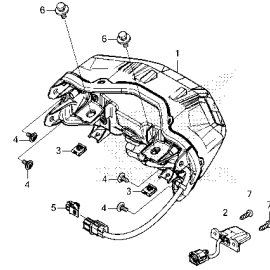
WINKER



K0WGF3700

F-38

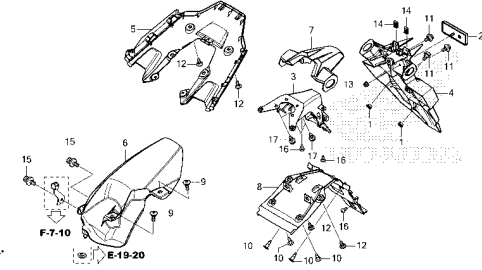
TAILLIGHT



K0WGF3800

F-39

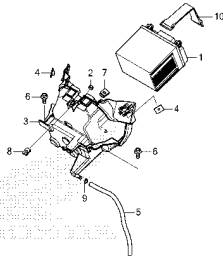
REAR FENDER



K0WGF3900

F-40

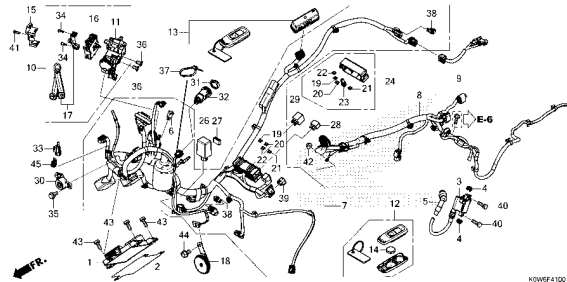
BATTERY



K0WGF4000

F-41

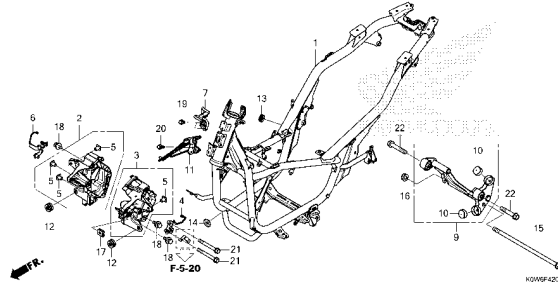
WIRE HARNESS/FOB KEY



K0WGF4100

F-42

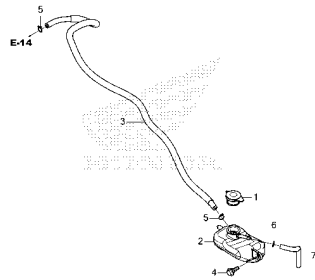
FRAME BODY



K0WGF4200

F-43

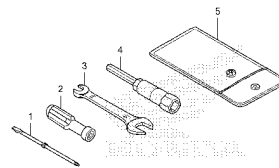
RESERVE TANK



K0WGF4300

F-46

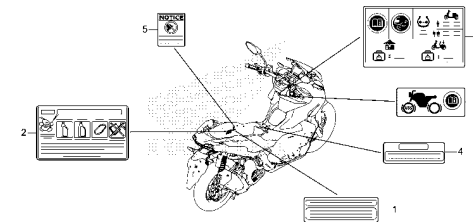
TOOLS



K0WGF4600

F-47

CAUTION LABEL



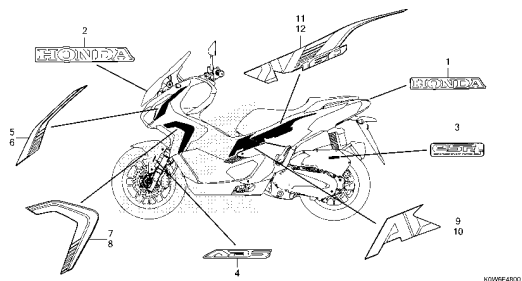
K0WGF4700

3

FRAME GROUP

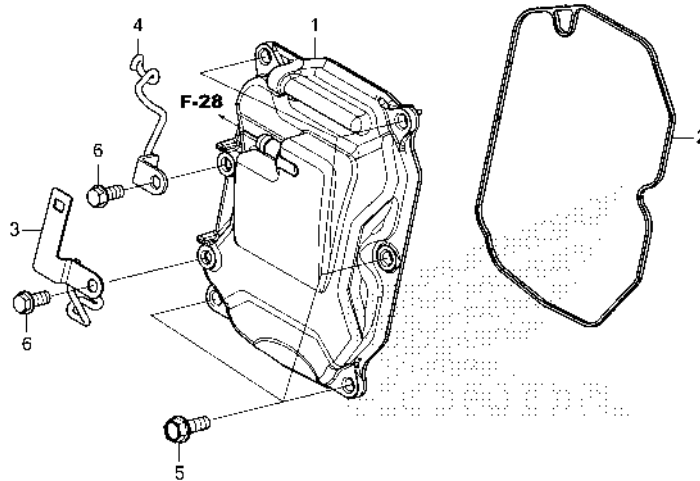
F-48

MARK/STRIPE



E-2

CYLINDER HEAD COVER



K0W6E0200

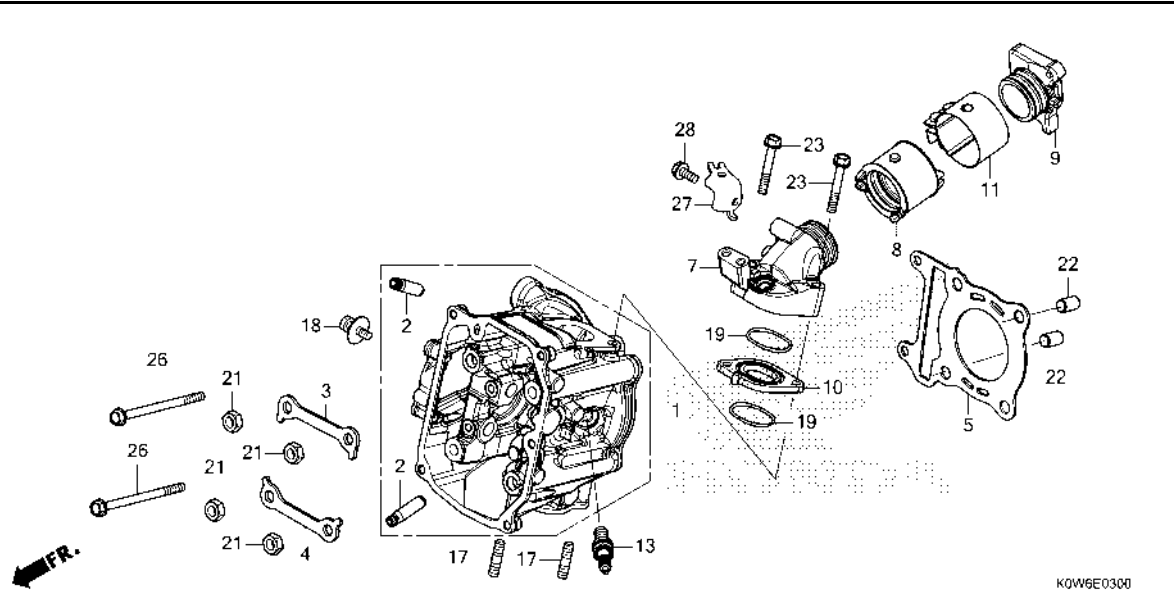
Ref. No.	L.O.N.	(Relative ref. Number) Description	F.R.T.
1	1111C4	COVER, CYLINDER HEAD	1.8
2	1111D2	GASKET, CYLINDER HEAD COVER ..	1.7

Ref. No.	Part No.	Description	Reqd. QTY	Serial No.	Parts catalogue code
1	12300-K0R-V00	COVER ASSY., CYLINDER HEAD ...	1		
2	12391-K0R-V01	GASKET, CYLINDER HEAD COVER (ARAI)	1		
3	36536-K1Z-J10	STAY, OXYGEN SENSOR	1		
4	36537-K1Z-J10	STAY, OXYGEN SENSOR & BREATHER TUBE	1		
5	95701-06018-00	BOLT, FLANGE, 6X18	5		
6	96001-06014-00	BOLT, FLANGE, 6X14	2		



E-3

CYLINDER HEAD



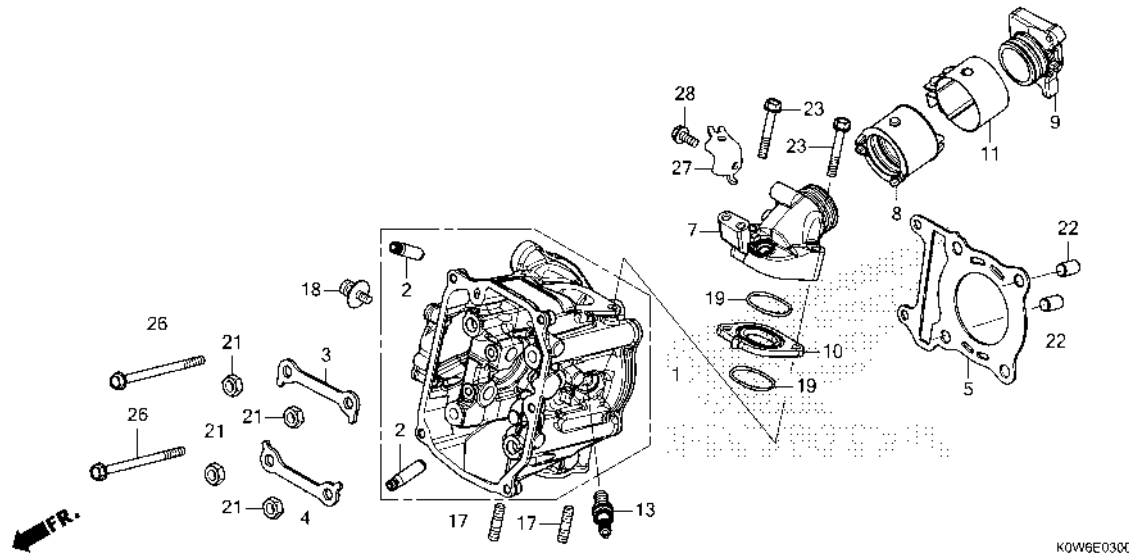
Ref. No.	L.O.N.	(Relative ref. Number) Description	F.R.T.
1	111106	HEAD, CYLINDERINCLUDES: Engine removal and installation .INCLUDES: Valve adjust and reface	6.0
2	1111L9	GUIDE, INTAKE VALVE(ONE)INCLUDES: Engine removal and installation .INCLUDES: Reaming .INCLUDES: Valve adjust and reface	5.7
	1111L9A	.Replace all intake valve guide add	0.3
	1111M0	GUIDE, EXHAUST VALVE(ONE)INCLUDES: Engine removal and installation .INCLUDES: Reaming .INCLUDES: Valve adjust and reface	5.7
	1111M0A	.Replace all exhaust valve guide add	0.3
	1111M9	GUIDE, VALVE :FOR 1 VEHICLE .. .INCLUDES: Engine removal and installation .INCLUDES: Reaming	6.6

Ref. No.	Part No.	Description	Reqd. QTY ADV 160A P	Serial No.	Parts catalogue code
1	12200-K2S-N00	HEAD COMP., CYLINDER.....	1		
2	12205-KYJ-305	GUIDE, EX. VALVE(O.S.).....	4		
3	12212-K0R-V00	PLATE, CYLINDER HEAD IN.	1		
4	12213-K0R-V00	PLATE, CYLINDER HEAD EX.	1		
5	12251-K0S-V01	GASKET, CYLINDER HEAD (JAPAN METAL GASKET)	1		
	12251-K1Z-J11	GASKET, CYLINDER HEAD (NIPPON LEAKLESS)	1		
7	17111-K0W-NA0	PIPE, IN.	1		
8	17112-K0R-V00	INSULATOR, THROTTLE BODY.....	1		
9	17115-K0R-V00	PIPE B, INLET	1		
10	17119-K0R-V00	INSULATOR, IN. PIPE.....	1		
11	17255-K0R-V00	BAND, INSULATOR.....	1		
13	31917-K0R-V01	PLUG, SPARK(LMAR8L-9)(NGK) ...	1		
17	90004-KGF-910	BOLT, STUD, 7X17.....	2		
18	90022-K40-F00	BOLT-WASHER, 6X12.....	1		
19	91302-K40-F00	O-RING, IN. PIPE.....	2		
21	94030-08280	NUT, HEX., 8MM.....	4		
22	94301-10160	DOWEL PIN, 10X16.....	2		
23	95701-06040-00	BOLT, FLANGE, 6X40.....	2		
26	95701-06090-00	BOLT, FLANGE, 6X90.....	2		
27	17533-K0W-NA0	STAY COMP., HOSE CLAMPER.....	1		
28	95701-06014-00	BOLT, FLANGE, 6X14.....	1		



E-3

CYLINDER HEAD

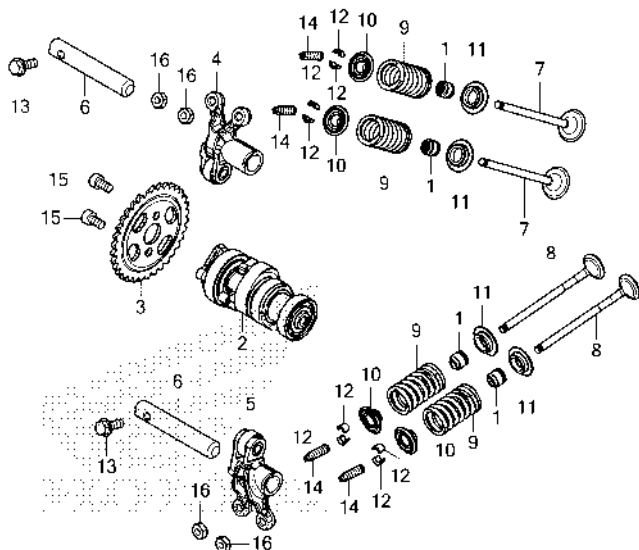


Ref. No.	L.O.N.	(Relative ref. Number) Description	F.R.T.
+ 2		.INCLUDES: Valve adjust and reface	
5	111115	GASKET, CYLINDER HEADINCLUDES: Engine removal and installation	4.6
7	111107	MANIFOLD, INTAKE	1.7
8	311131	INSULATOR, THROTTLE BODY/ CARBURETOR	1.8
9	1111BA	MANIFOLD, INTAKE(A)	1.7
13	614130	PLUG, SPARK	0.2



E-4

CAMSHAFT/VALVE



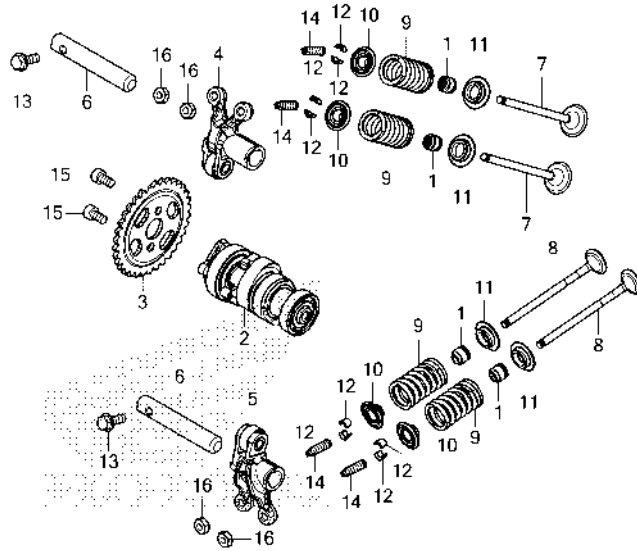
K0W6E0401

Ref. No.	L.O.N.	(Relative ref. Number) Description	F.R.T.
2	111118	CAMSHAFTINCLUDES: Valve adjustment	4.7
3	1111Q4	SPROCKET, CAM	4.2
4	1111K8	ARM, INTAKE VALVE ROCKER(ONE) .INCLUDES: Valve adjustment (6)	4.5
5	1111K9	ARM, EXHAUST VALVE ROCKER(ONE) .INCLUDES: Valve adjustment (6)	4.5
	1111L8	ARM, VALVE ROCKER :FOR 1 VEHICLE	4.6
7	1111N0	VALVE, INTAKE(ONE)	5.2
		.INCLUDES: Engine removal and installation .INCLUDES: Refacing	
	1111N0A	.Replace all intake valve add	0.2
8	1111N1	VALVE, EXHAUST(ONE)	5.2
		.INCLUDES: Engine removal and installation .INCLUDES: Refacing	
	1111N1A	.Replace all exhaust valve add	0.2
	1111P0	VALVE :FOR 1 VEHICLE	5.8
		.INCLUDES: Engine removal and installation	

Ref. No.	Part No.	Description	Reqd. QTY ADV 160A P	Serial No.	Parts catalogue code
1	12209-K56-N01	SEAL, VALVE STEM(NOK)	4		
	12209-ML0-722	SEAL, VALVE STEM(ARAI)	4		
2	14100-K0S-V00	CAMSHAFT COMP.	1		
3	14321-K0R-V00	SPROCKET, CAM(34T)	1		
4	14430-K0R-V00	ARM COMP., IN. VALVE ROCKER ..	1		
5	14440-K0R-V00	ARM COMP., EX. VALVE ROCKER ..	1		
6	14451-K0R-V00	SHAFT, ROCKER ARM	2		
7	14711-K40-F00	VALVE, IN.	2		
8	14721-K40-F00	VALVE, EX.	2		
9	14751-K0R-V00	SPRING, VALVE	4		
10	14771-K1Z-N20	RETAINER, VALVE SPRING	4		
11	14776-K1Z-N20	SEAT, EX. VALVE SPRING	4		
12	14781-ML0-720	COTTER, VALVE(FUJI OOXZ)	8		
13	90009-K0R-V00	BOLT, FLANGE, 5X14	2		
14	90012-KWB-600	SCREW, TAPPET ADJUSTING	4		
	90012-KYY-900	4		
15	90083-K40-F00	BOLT, SOCKET KNOCK, 5MM	2		
16	90206-001-000	NUT, TAPPET ADJUSTING	4		

E-4

CAMSHAFT/VALVE



FR.

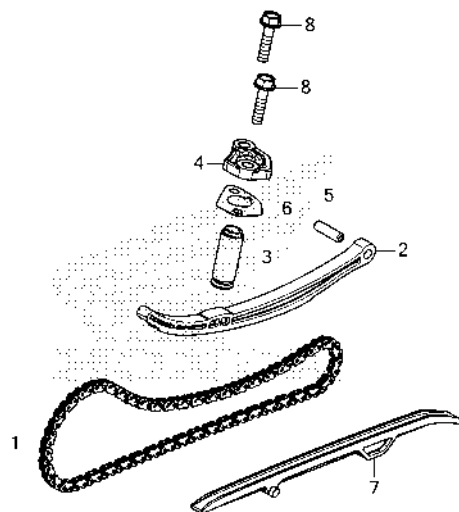
K0W6E0401

Ref. No.	L.O.N.	(Relative ref. Number) Description	F.R.T.
+ 8		.INCLUDES: Refacing (1,10,11,12)	
9			
1111P2		INTAKE VALVE SPRING AND/OR STEM SEAL(ONE)	5.0
		.INCLUDES: Engine removal and installation	
1111P2A		.Replace all intake spring add	0.1
1111P3		EXHAUST VALVE SPRING AND/OR STEM SEAL(ONE)	5.0
		.INCLUDES: Engine removal and installation	
1111P3A		.Replace all exhaust spring add	0.1
1111Q2		VALVE SPRING AND/OR STEM SEAL :FOR 1 VEHICLE	5.3
		.INCLUDES: Engine removal and installation	

2

E-5

CAM CHAIN/TENSIONER



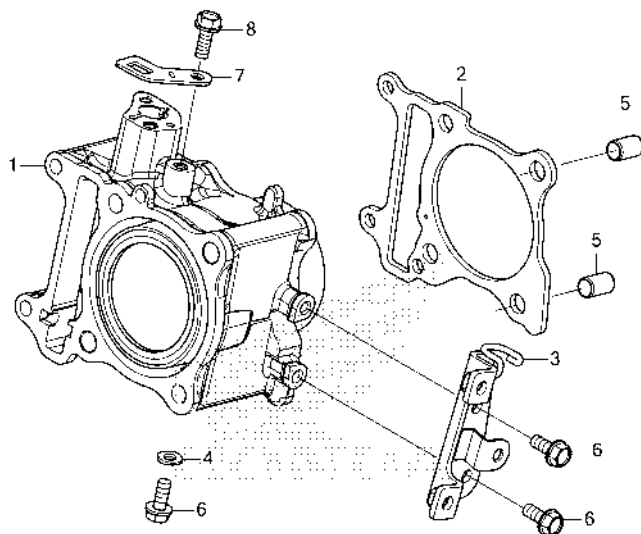
Ref. No.	L.O.N.	(Relative ref. Number) Description	F.R.T.
1	110140	CHAIN, CAMINCLUDES: Engine removal and installation	5.1
2	111130	TENSIONER, CAM CHAININCLUDES: Engine removal and installation	5.1
3	111133	LIFTER, TENSIONER (4,6)	1.7
7	111139	GUIDE, CAM CHAININCLUDES: Engine removal and installation	4.6

Ref. No.	Part No.	Description	Reqd. QTY ADV 160A P	Serial No.	Parts catalogue code
1	14401-K29-V81	CHAIN, CAM(92L)(BORG WARNER)·	1		
	14401-K29-V82	CHAIN, CAM (DID SCZ-0404 SV-92LE)	1		
	14401-K97-T01	1		
2	14511-K0R-V00	SHOE, CAM CHAIN TENSIONER·...	1		
3	14520-K0R-V01	LIFTER ASSY., TENSIONER·...	1		
4	14521-K0R-V00	CAP, TENSIONER LIFTER·...	1		
5	14531-KZR-600	PIVOT, CAM CHAIN TENSIONER·...	1		
6	14560-K0R-V01	GASKET, TENSIONER LIFTER (NICHIAS)	1		
	14560-K1Z-J11	GASKET, TENSIONER LIFTER (NIPPON LEAKLESS)	1		
7	14611-K40-F00	GUIDE, CAM CHAIN·...	1		
	14611-K97-T00	1		
8	95701-06022-00	BOLT, FLANGE, 6X22·...	2		

2

E-6

CYLINDER



K0W6E0600

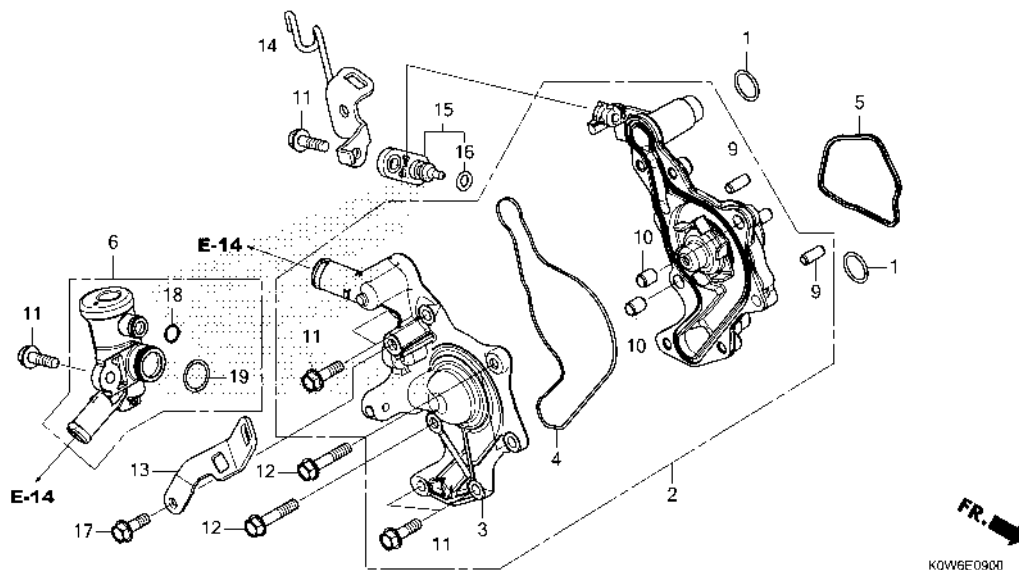
Ref. No.	L.O.N.	(Relative ref. Number) Description	F.R.T.
1	1111A5	CYLINDERINCLUDES: Engine removal and installation	5.0
2	111102	GASKET, CYLINDERINCLUDES: Engine removal and installation	4.9
3	6141C2	STAY, IGNITION COIL	1.2

Ref. No.	Part No.	Description	Reqd. QTY ADV 160A P	Serial No.	Parts catalogue code
1	12100-K1Z-T00	CYLINDER COMP.	1		
2	12191-K1N-V01	GASKET, CYLINDER(NICHIAS)....	1		
	12191-K1Z-J11	GASKET, CYLINDER (NIPPON LEAKLESS)	1		
3	30515-K0W-NA0	STAY COMP., IGNITION COIL	1		
4	90463-ML7-000	WASHER, SEALING, 6.5MM	1		
5	94301-10160	DOWEL PIN, 10X16	2		
6	95701-06014-00	BOLT, FLANGE, 6X14	3		
7	32962-K0R-V00	STAY, HARNESS CLIP & ENGINE EARTH	1		
8	95701-06016-00	BOLT, FLANGE, 6X16	1		



E-9

WATER PUMP

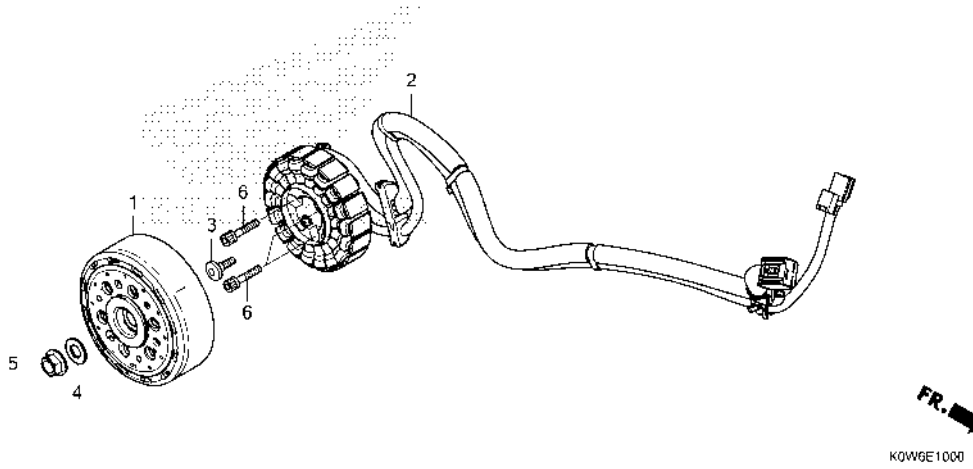


Ref. No.	L.O.N.	(Relative ref. Number) Description	F.R.T.
2	114103	PUMP ASSY., WATER	2.5
3	1141B0	COVER, WATER PUMP	2.4
4	1141B1	GASKET, WATER PUMP COVER	2.3
5		(1)	
	1141P3	GASKET, WATER PUMP	2.4
6	114116	THERMOSTAT	1.4
15		(16)	
	6171A9	SENSOR, WATER TEMP	2.5

Ref. No.	Part No.	Description	Reqd. QTY	Serial No.	Parts catalogue code
			ADV 160A P		
1	12207-KWN-900	O-RING, 15.4X2	2		
2	19200-K1N-V00	PUMP ASSY., WATER	1		
3	19221-K1N-V00	COVER, WATER PUMP	1		
4	19226-K0R-V00	GASKET, WATER PUMP COVER	1		
5	19227-K0R-V01	GASKET, WATER PUMP BODY	1		
6	19300-K1N-V01	THERMOSTAT ASSY.	1		
9	90702-MG8-000	DOWEL PIN, 6X15	2		
10	94301-08100	DOWEL PIN, 8X10	2		
11	95701-06020-00	BOLT, FLANGE, 6X20	6		
12	95701-06030-00	BOLT, FLANGE, 6X30	3		
13	32115-K1Z-J10	STAY, ENGINE SUB HARNESS	1		
14	32963-K0W-NA0	STAY, ENGINE HARNESS	1		
15	37870-K0R-V01	SENSOR ASSY., WATER TEMPERATURE(PANASONIC)	1		
16	91304-K0R-V00	O-RING, 6.3X2.5	1		
17	95701-06016-00	BOLT, FLANGE, 6X16	1		
18	19381-K1N-V01	O-RING, 10.2X1.5	1		
19	19381-KWN-900	O-RING	1		

E-10

A.C.G. STARTER



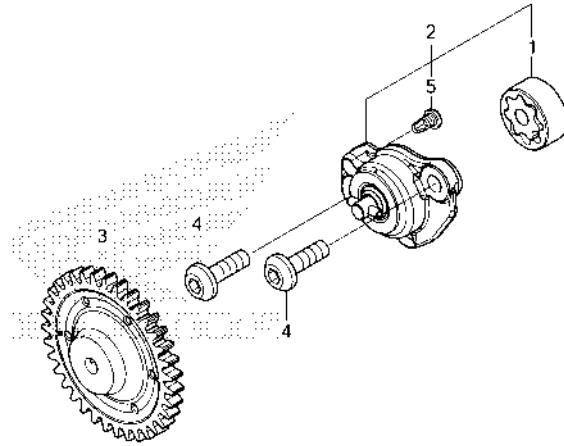
Ref. No.	L.O.N.	(Relative ref. Number) Description	F.R.T.
1	613105	ROTOR OR FLYWHEEL	1.5
2	6131A3	STATOR	2.7

Ref. No.	Part No.	Description	Reqd. QTY	Serial No.	Parts catalogue code
			ADV 160A P		
1	31210-K2S-N01	FLYWHEEL COMP.	1		
2	31220-K0W-NA1	STATOR COMP.	1		
3	90001-KWR-000	BOLT, SOCKET, 6X18	1		
4	90439-KWZ-900	WASHER, 12X24X2.3	1		
5	94050-12000	NUT, FLANGE, 12MM	1		
6	96700-06025-00	BOLT, SOCKET, 6X25	3		



E-11

OIL PUMP



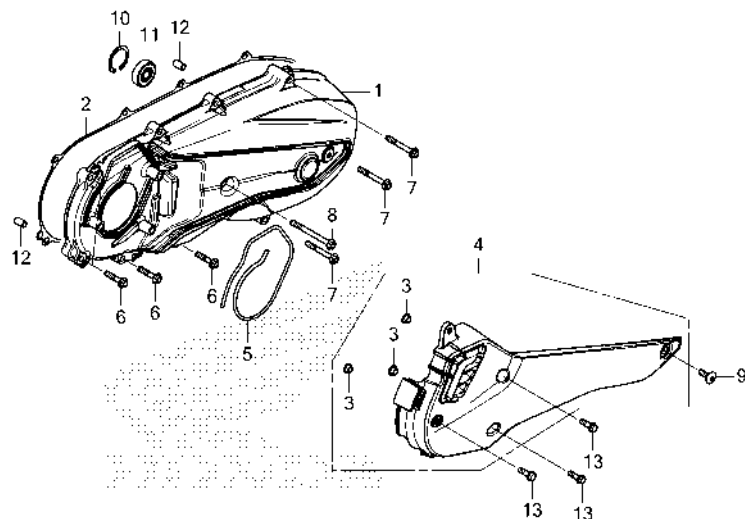
K0W6E1100

Ref. No.	L.O.N.	(Relative ref. Number) Description	F.R.T.
2	(1)	113105 PUMP ASSY., OIL	2.8
3	1131C4	GEAR, OIL PUMP DRIVEN	2.7

Ref. No.	Part No.	Description	Reqd. QTY ADV 160A P	Serial No.	Parts catalogue code
1	15021-K0R-V00	ROTOR SET, OIL PUMP.....	1		
2	15100-K0R-V00	PUMP ASSY., OIL	1		
	15100-K1Z-N20	1		
3	15133-K2S-N00	GEAR, OIL PUMP DRIVEN(35T)...	1		
4	90003-K0R-V00	BOLT, SPECIAL, 6X19.....	2		
5	93901-34120	SCREW, TAPPING, 4X8.....	1		

E-13

LEFT SIDE COVER



K0W6E1300

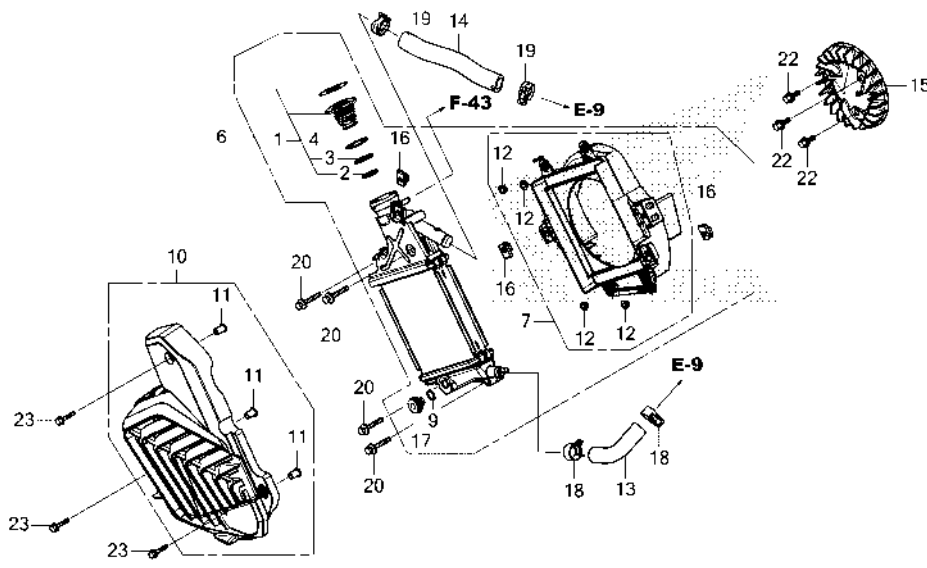
Ref. No.	L.O.N.	(Relative ref. Number) Description	F.R.T.
1	1101A6	COVER, CRANKCASE :LEFT	0.4
2	1101A3	GASKET, CRANKCASE COVER :LEFT	0.2
4		(5)	
	1101H4	DUCT, BELT COVER	0.1
11	2101H8	BEARING, DRIVESHAFT :LEFT COVER SIDE	0.4

Ref. No.	Part No.	Description	Reqd. QTY ADV 160A P	Serial No.	Parts catalogue code
1	11341-K1Z-J10	COVER, L. SIDE	1		
2	11395-K1N-V01	GASKET, L. COVER(NICHIAS)....	1		
	11395-K1Z-J11	GASKET, L. COVER (NIPPON LEAKLESS)	1		
3	19416-GGM-900	COLLAR	3		
	19416-KEY-900	3		
4	19640-K1Z-J10	DUCT COMP., L. COVER.....	1		
5	19649-K01-900	SEAL, L. COVER	1		
6	90004-K0R-V00	BOLT, FLANGE, 6X28(LNSH).....	6		
7	90004-K1Z-J10	BOLT, FLANGE, 6X45(LNSH).....	3		
8	90006-K0R-V00	BOLT, FLANGE, 6X65(LNSH).....	1		
9	90101-K29-900	BOLT, SOCKET, 6X18.....	1		
10	90652-KVB-900	CIRCLIP, INTERNAL, 32MM.....	1		
11	91005-K1Z-J10	BEARING COMP.(6002UU)(NSK) ...	1		
	91005-KVB-900	BEARING COMP.(6002UU)(NTN) ...	1		
12	94301-08140	DOWEL PIN, 8X14.....	2		
13	96001-06018-07	BOLT, FLANGE, 6X18.....	3		



E-14

RADIATOR



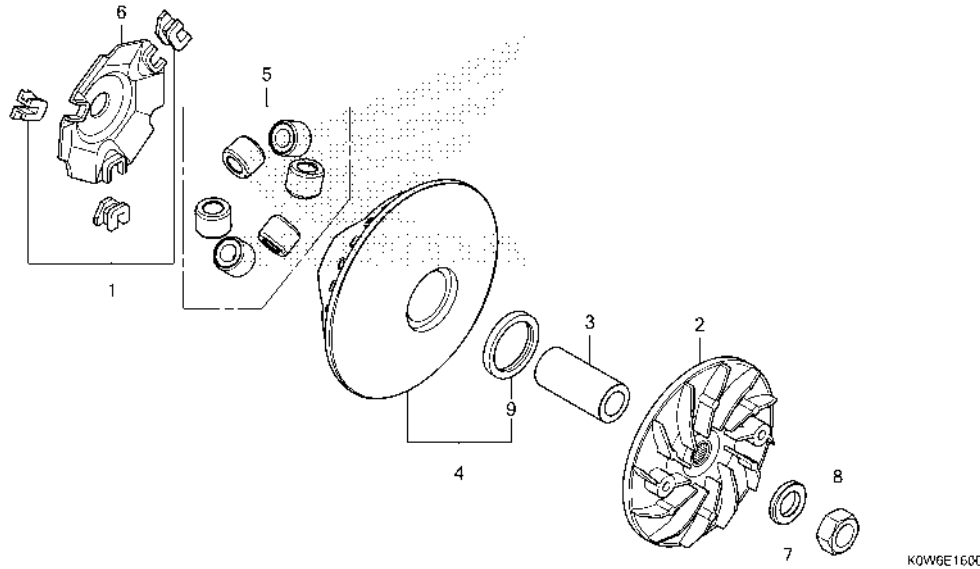
Ref. No.	L.O.N.	(Relative ref. Number) Description	F.R.T.
1		(2,3,4)	
1151B8		CAP, RADIATOR	0.7
6 1151C3		RADIATOR	1.4
7 1151N2		BASE, RADIATOR	1.4
10 1151I5		COVER, RADIATOR	0.7
13 114130		HOSE A, WATER	1.0
14 114131		HOSE B, WATER	1.4
15 1151A6		FAN, COOLING	1.4

K0W6E1400

Ref. No.	Part No.	Description	Reqd. QTY ADV 160A P	Serial No.	Parts catalogue code
1	19037-K40-F01	CAP COMP., RADIATOR(T.RAD)...	1		
2	19049-K27-V51	O-RING A	1		
3	19051-K27-V51	O-RING B	1		
4	19052-K27-V51	O-RING C	1		
6	19100-K2S-N00	RADIATOR ASSY.	1		
7	19105-K2S-N00	BASE COMP., RADIATOR	1		
9	19109-GET-003	SEAL, DRAIN	1		
10	19150-K1N-V00	COVER COMP., RADIATOR	1		
11	19416-K01-900	COLLAR	3		
12	19416-KEY-900	COLLAR	4		
13	19501-K0R-V00	HOSE A, WATER	1		
14	19502-K40-A00	HOSE B, WATER	1		
15	19510-K1F-V00	FAN COMP., COOLING	1		
16	84601-HA7-670	NUT, FENDER SETTING	3		
17	90103-GET-003	BOLT, DRAIN	1		
18	90602-K27-V01	CLAMP, HOSE(D20)	2		
19	90701-KWN-901	CLAMP, WATER HOSE, 24MM	2		
20	93401-06030-08	BOLT-WASHER, 6X30	4		
22	95701-06016-00	BOLT, FLANGE, 6X16	3		
23	96001-06025-07	BOLT, FLANGE, 6X25	3		

E-16

DRIVE FACE



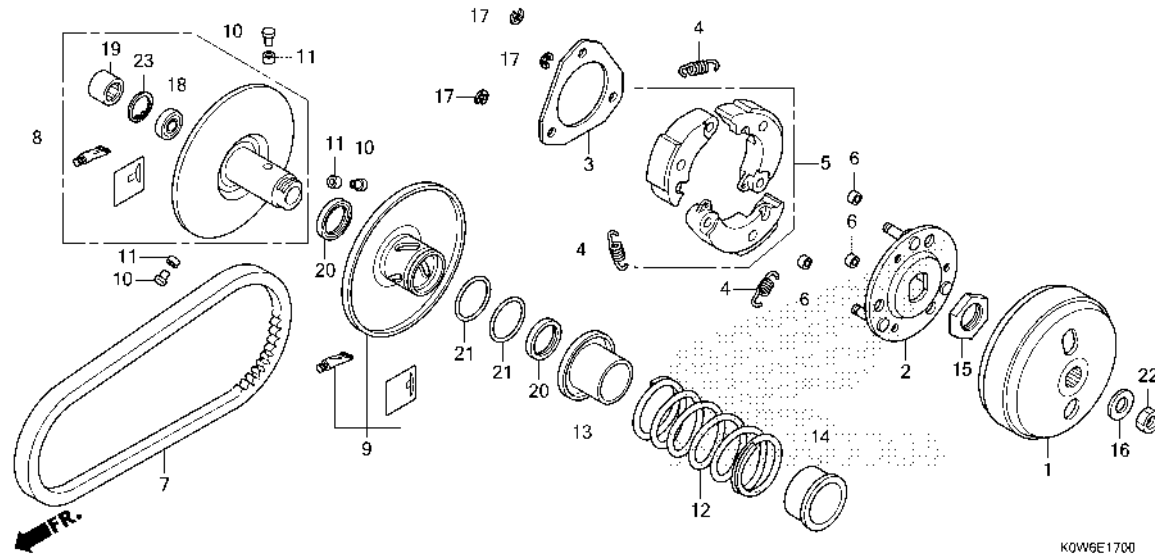
Ref. No.	L.O.N.	(Relative ref. Number) Description	F.R.T.
2	2111A0	FACE, DRIVE	0.4
4	2111A1	FACE, MOVABLE DRIVE	0.4
5		(1,6)	
	2111A4	ROLLER, WEIGHT	0.4

Ref. No.	Part No.	Description	Reqd. QTY ADV 160A P	Serial No.	Parts catalogue code
1	22011-K1N-V01	PIECE SET, SLIDE	1		
2	22102-K1Z-N20	FACE, DRIVE	1		
3	22105-K0R-V00	BOSS, DRIVE FACE	1		
4	22110-K1Z-N20	FACE COMP., MOVABLE DRIVE	1		
5	22123-K0S-V00	ROLLER SET, WEIGHT(BANDO)	1		
6	22131-K1Z-N20	PLATE, RAMP	1		
7	90401-K48-A00	WASHER, 15X25.8X4	1		
8	94030-14200	NUT, HEX., 14MM	1		
9	91203-K1F-V01	OIL SEAL, 24X31X3.5	1		
	91203-K35-V01	1		



E-17

DRIVEN FACE

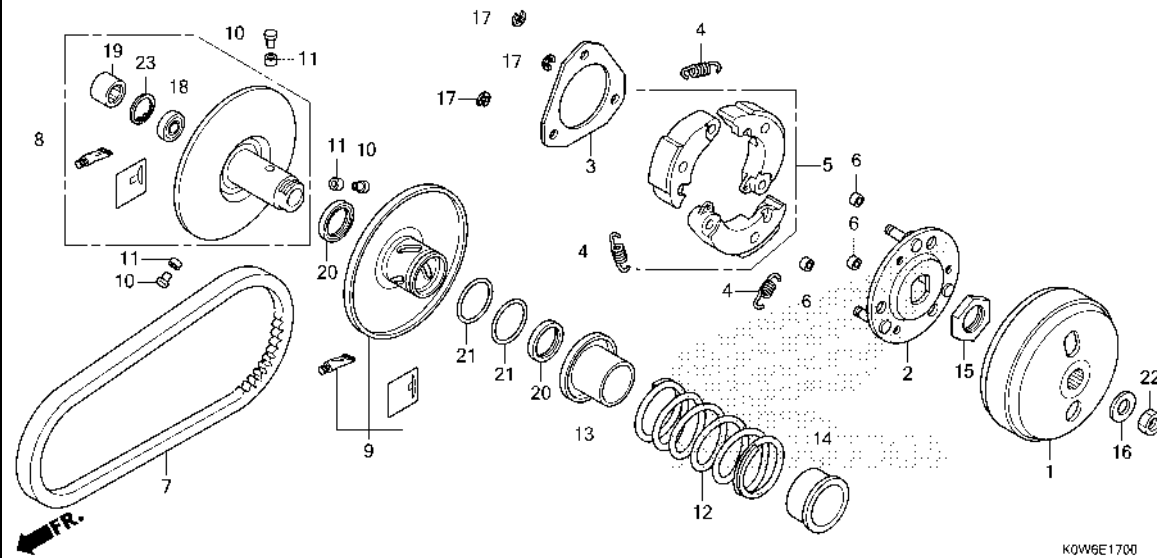


Ref. No.	L.O.N.	(Relative ref. Number) Description	F.R.T.
1	2121A0	OUTER, CLUTCH	0.3
5		(2,4)	
	2121A6	WEIGHT SET, CLUTCH	0.8
7	2111B2	BELT, DRIVE	0.4
8		(10,11,13)	
	2111A2	FACE, DRIVEN	0.7
9		(20,21)	
	2111A3	FACE, MOVABLE DRIVEN	0.8
12		(14)	
	2111A7	SPRING, DRIVEN FACE	0.6
19		(18)	
	2111A8	BEARING, DRIVEN FACE	0.9
	2111A8A	.Replace 1 bearing add	0.1

Ref. No.	Part No.	Description	Reqd. QTY ADV 160A P	Serial No.	Parts catalogue code
1	22100-K0W-NA0	OUTER COMP., CLUTCH.....	1		
2	22350-GFM-900	PLATE COMP., DRIVE.....	1		
	22350-K97-T01	1		
	22350-KVB-900	1		
3	22361-K29-V81	PLATE, CLUTCH SIDE.....	1		
	22361-KVB-900	1		
4	22401-KGG-910	SPRING, CLUTCH.....	3		
5	22535-K1N-V00	WEIGHT SET, CLUTCH.....	1		
6	22804-148-000	RUBBER, CLUTCH DAMPER.....	3		
7	23100-K1Z-N21	BELT, DRIVE.....	1		
8	23205-K0W-NA0	FACE SET, DRIVEN.....	1		
9	23224-K1Z-J10	FACE SET, MOVABLE DRIVEN.....	1		
10	23225-KSY-900	PIN, ROLLER GUIDE.....	3		
11	23226-KVB-900	ROLLER, GUIDE.....	3		
12	23233-K1Z-J10	SPRING, DRIVEN FACE.....	1		
13	23237-K40-F00	COLLAR, SEAL.....	1		
14	23238-KZR-600	COLLAR, SPRING.....	1		
15	90202-KN7-670	NUT, SPECIAL, 28MM.....	1		
16	90441-GY6-940	WASHER, 12.2X29X2.5.....	1		
17	90605-166-720	CIRCLIP, 7MM.....	3		
18	91002-GA7-701	BEARING, RADIAL BALL, 6902U (NTN)	1		
	91004-GGC-G01	BEARING, RADIAL BALL, 6902U (F.C.C.)	1		
	91009-K93-T01	1		

E-17

DRIVEN FACE



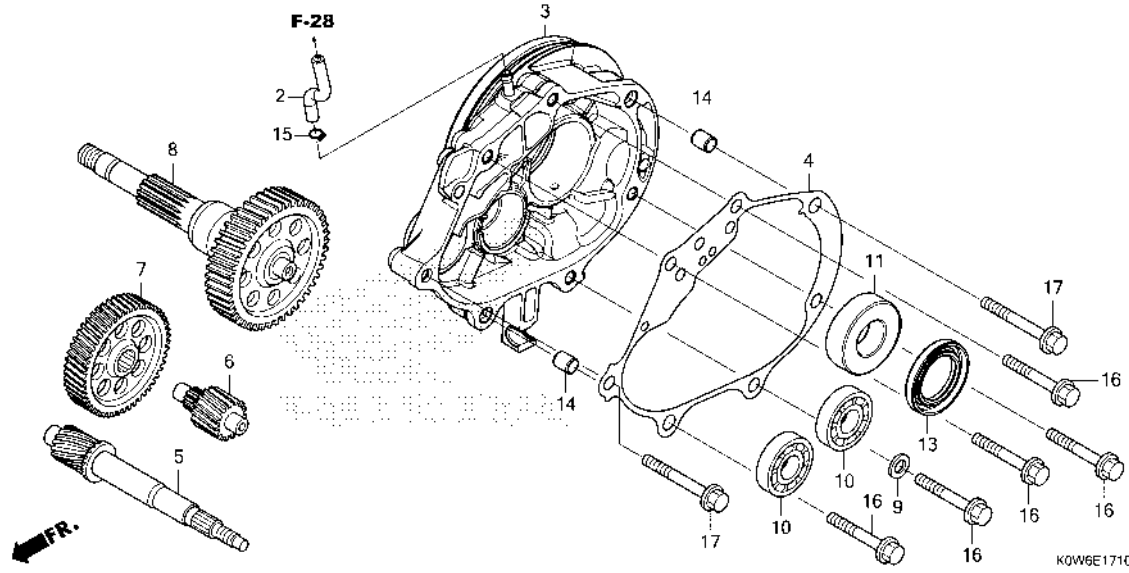
K0W6E1700

Ref. No.	Part No.	Description	Reqd. QTY ADV 160A P	Serial No.	Parts catalogue code
18)	91009-KVY-961	BEARING, RADIAL BALL, 6902U	1		
19	91001-KCW-003	BEARING, NEEDLE, 20X29X18(NSK)	1		
	91109-K2S-N01	BEARING, NEEDLE, 20X29X18 (F.C.C.)	1		
	91109-KVY-902	BEARING, NEEDLE, 20X29X18 (SCHAEFFLER)	1		
20	91211-K97-T01	SEAL, DRIVEN FACE, 34X41X4...	2		
	91211-KN7-671	2		
21	91384-KVB-900	O-RING, 38.8X1.9.....	2		
22	94030-12200	NUT, HEX., 12MM.....	1		
23	94520-28000	CIRCLIP, INTERNAL, 28MM.....	1		



E-17-10

TRANSMISSION

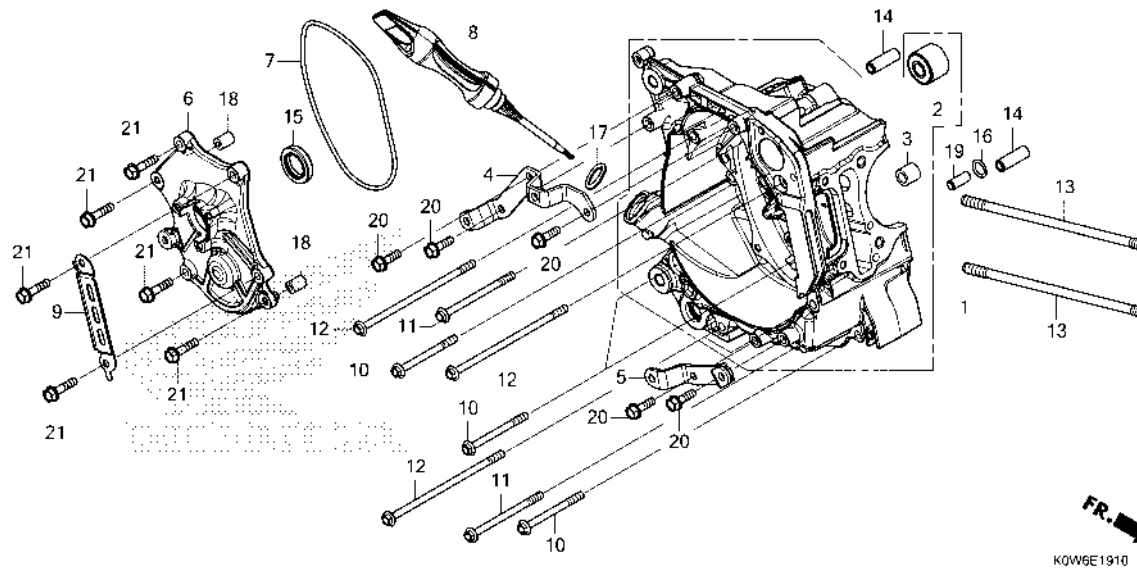


Ref. No.	L.O.N.	(Relative ref. Number) Description	F.R.T.
3	2101A2	CASE, TRANSMISSION	1.2
4	2101A3	GASKET, TRANSMISSION CASE	0.8
5	2101E9	SHAFT, DRIVE	1.1
6	210142	COUNTERSHAFT, TRANSMISSION ...	0.8
7	2101A5	GEAR, COUNTER	0.8
8	210170	SHAFT, FINAL GEAR	0.8
10	2101C8	BEARING, COUNTERSHAFT :RIGHT ..	1.0
	2101C9	BEARING, COUNTERSHAFT :BOTH ..	1.1
	2101F1	BEARING, DRIVESHAFT :RIGHT ...	1.0
	2101J1	BEARING, DRIVESHAFT :BOTH	1.2
11	(13)		
	2101E6	BEARING, FINAL GEAR SHAFT :RIGHT	1.0
	2101J0	BEARING, FINAL GEAR SHAFT :BOTH	1.1

Ref. No.	Part No.	Description	Reqd. QTY	Serial No.	Parts catalogue code
			ADV 160A P		
2	11211-K1N-V00	TUBE, MISSION BREATHER	1		
3	21200-K2S-N10	CASE COMP., MISSION	1		
4	21395-K1N-V01	GASKET, MISSION CASE(NICHIAS)	1		
	21395-K1Z-J11	GASKET, MISSION CASE (NIPPON LEAKLESS)	1		
5	23411-K0W-NA0	DRIVESHAFT(18T)	1		
6	23421-K1Z-J10	COUNTERSHAFT(13T)	1		
7	23422-K1Z-J10	GEAR, COUNTER(51T)	1		
8	23430-K2S-N00	GEAR COMP., FINAL(44T)	1		
9	90495-MN5-000	WASHER, SEALING, 8MM	1		
10	91004-K2S-N01	BEARING, RADIAL BALL, 6202 (FAG)	2		
	91004-KZR-601	BEARING, RADIAL BALL, 6202 (NTN)	2		
	91004-KZR-602	BEARING, RADIAL BALL, 6202 (FUJIKOSHI)	2		
11	91009-K2S-N01	BEARING, RADIAL BALL, 6205UU (FAG)	1		
	91009-KWN-901	BEARING, RADIAL BALL, 6205UU (NTN)	1		
13	91204-K35-J01	OIL SEAL, 34X52X7(ARAI)	1		
	91204-K59-A11	OIL SEAL, 34X52X7(NOK)	1		
14	94301-10120	DOWEL PIN, 10X12	2		
15	95002-50000	CLIP, TUBE(C9)	1		
16	95701-08045-00	BOLT, FLANGE, 8X45	5		
17	95701-08055-00	BOLT, FLANGE, 8X55	2		

E-19-10

RIGHT CRANKCASE



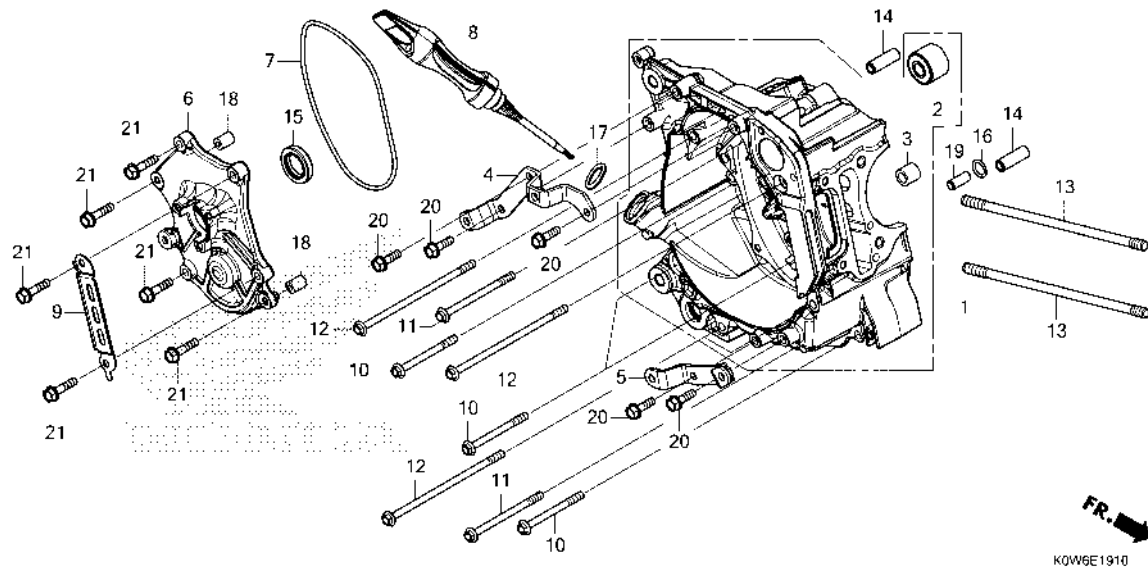
Ref. No.	L.O.N.	(Relative ref. Number) Description	F.R.T.
1	110120	CRANKCASE :RIGHTINCLUDES: Engine removal and installation	5.9
	1101A2	CRANKCASE :BOTHINCLUDES: Engine removal and installation	7.0
6	6131A4	BASE, STATOR	2.8
7	6131B5	O-RING, STATOR BASE	2.7
15	110132	OIL SEAL, CRANKSHAFT :RIGHT ..	2.8
	1101H3	OIL SEAL, CRANKSHAFT :BOTHINCLUDES: Engine removal and installation	6.2

Ref. No.	Part No.	Description	Reqd. QTY ADV 160A P	Serial No.	Parts catalogue code
1	11100-K1N-V00	CRANKCASE COMP., R.....	1		
2	11103-K0J-N00	BUSH, ENGINE HANGER RUBBER...	1		
	11103-K0J-N21	BUSH, ENGINE HANGER RUBBER (NOK)	1		
	11103-KVB-901	BUSH, ENGINE HANGER RUBBER (HOKUSHIN)	1		
	11103-KVB-930	BUSH, ENGINE HANGER RUBBER...	1		
	11216-GGC-900	1		
3	11205-GBC-300	BUSH, MAIN STAND.....	1		
	11205-K0J-N00	1		
4	11320-K0R-V00	PLATE COMP., RIGIDITY UPPER..	1		
5	11330-K0R-V00	PLATE COMP., RIGIDITY LOWER..	1		
6	11361-K0R-V00	BASE, STATOR.....	1		
7	11363-K0R-V00	GASKET, STATOR BASE.....	1		
8	15651-K0W-NA0	GAUGE, OIL LEVEL.....	1		
9	32961-K0R-V00	CLAMPER, A.C. GENERATOR CORD.	1		
10	90006-K0R-V00	BOLT, FLANGE, 6X65(LNSH).....	4		
11	90007-K0R-V00	BOLT, FLANGE, 6X80(LNSH).....	2		
12	90008-K0R-V00	BOLT, FLANGE, 6X130(LNSH).....	4		
13	90031-K0R-V00	BOLT A, STUD, 8X209.2.....	2		
14	90702-KWN-900	DOWEL PIN, SPECIAL, 6.3X10X30	2		
15	91201-K35-J01	OIL SEAL, 20.8X32X6(ARAI)....	1		
	91201-K59-A11	OIL SEAL, 20.8X32X6(NOK)....	1		
16	91303-001-010	O-RING, 8MM.....	1		
17	91307-035-000	O-RING, 18X3.....	1		
18	94301-08100	DOWEL PIN, 8X10.....	2		



E-19-10

RIGHT CRANKCASE

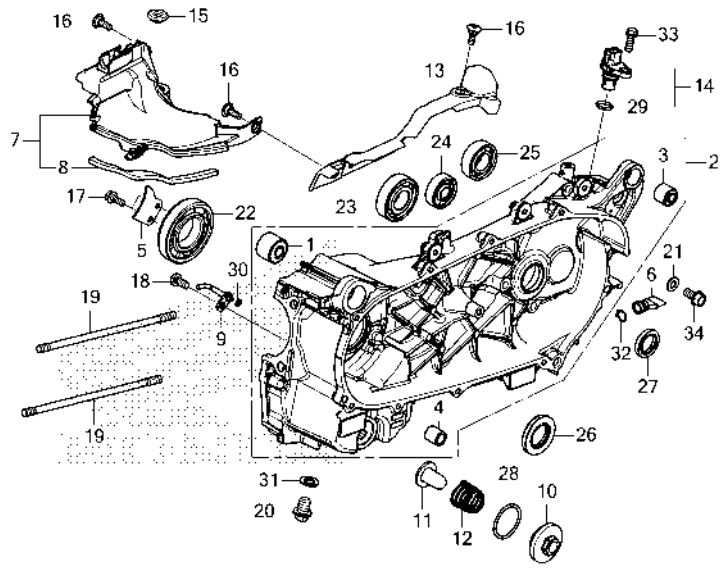


Ref. No.	Part No.	Description	Reqd. QTY		Serial No.	Parts catalogue code
			ADV	160A		
19	94301-08200	DOWEL PIN, 8X20.....	1	P		
20	95701-06020-00	BOLT, FLANGE, 6X20.....	5			
21	95701-06025-00	BOLT, FLANGE, 6X25.....	6			

2

E-19-20

LEFT CRANKCASE



K0W6E1920

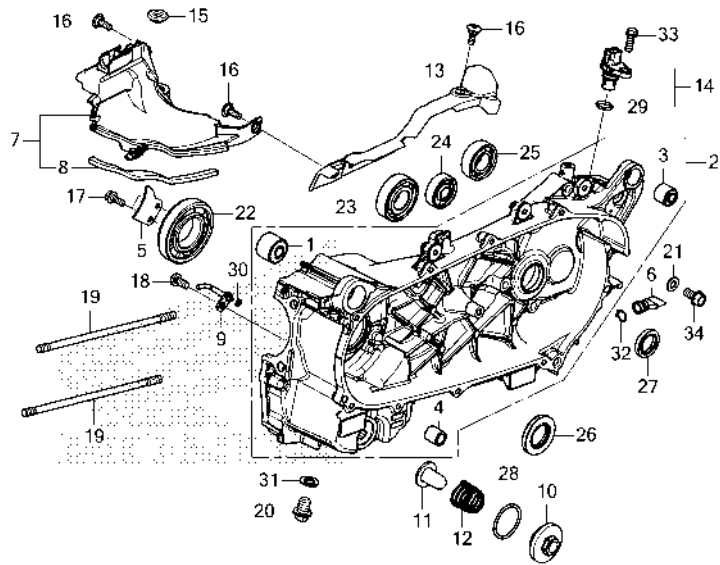
Ref. No.	L.O.N.	(Relative ref. Number) Description	F.R.T.
2	110115	CRANKCASE :LEFTINCLUDES: Engine removal and installation	6.8
	1101A2	CRANKCASE :BOTHINCLUDES: Engine removal and installation	7.0
7	4131KS	COVER, ENGINE (30)	0.5
9	1101G2	JET, PISTON OILINCLUDES: Engine removal and installation (10,12,28)	5.7
11	1131B5	SCREEN, OIL FILTER (29)	0.2
14	617198	SENSOR, SPEEDOMETER (29)	0.7
22	1101B6	BEARING, CRANKSHAFT :LEFTINCLUDES: Engine removal and installation	6.1
23	2101F0	BEARING, DRIVESHAFT :LEFT	1.1
	2101J1	BEARING, DRIVESHAFT :BOTH	1.2
24	2101C7	BEARING, COUNTERSHAFT :LEFT ..	1.0
	2101C9	BEARING, COUNTERSHAFT :BOTH ..	1.1
25	2101E5	BEARING, FINAL GEAR SHAFT :LEFT	1.0

Ref. No.	Part No.	Description	Reqd. QTY ADV 160A P	Serial No.	Parts catalogue code
1	11103-K0J-N00	BUSH, ENGINE HANGER RUBBER...	1		
	11103-K0J-N21	BUSH, ENGINE HANGER RUBBER (NOK)	1		
	11103-KVB-901	BUSH, ENGINE HANGER RUBBER (HOKUSHIN)	1		
	11103-KVB-930	BUSH, ENGINE HANGER RUBBER...	1		
2	11200-K2S-N00	CRANKCASE COMP., L.....	1		
3	11203-K35-J00	BUSH, RR. CUSHION UNDER RUBBER	1		
	11203-KVB-901	BUSH, RR. CUSHION UNDER RUBBER (HOKUSHIN)	1		
4	11205-GBC-300	BUSH, MAIN STAND.....	1		
	11205-K0J-N00	1		
5	11208-K40-F00	PLATE, L. CRANKSHAFT BEARING SETTING	1		
6	11343-KVG-900	TUBE, DRAIN.....	1		
7	11410-K1N-V00	COVER ASSY., ENGINE TOP.....	1		
8	11412-K1N-V00	SEAL, ENGINE TOP COVER.....	1		
9	15201-K0R-V00	JET COMP., PISTON.....	1		
10	15411-K0R-V00	COVER, OIL FILTER.....	1		
11	15421-K0R-V00	SCREEN, OIL FILTER.....	1		
12	15426-K0R-V00	SPRING, OIL FILTER SCREEN....	1		
13	32112-K1N-V00	PROTECTOR, SPEED SENSOR.....	1		
14	37700-K0J-N01	SENSOR ASSY., SPEED (NIPPON SEIKI)	1		
15	83551-376-000	GROMMET, SIDE COVER.....	1		
16	90001-KWR-000	BOLT, SOCKET, 6X18.....	3		



E-19-20

LEFT CRANKCASE



K0W6E1920

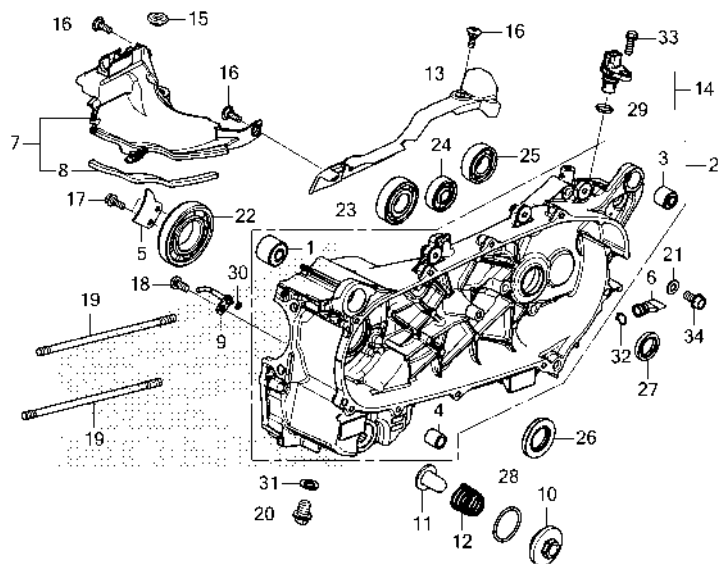
Ref. No.	L.O.N.	(Relative ref. Number) Description	F.R.T.
+25	2101J0	BEARING, FINAL GEAR SHAFT :BOTH	1.1
26	110131	OIL SEAL, CRANKSHAFT :LEFTINCLUDES: Engine removal and installation	6.1
	1101H3	OIL SEAL, CRANKSHAFT :BOTHINCLUDES: Engine removal and installation	6.2
27	2101E7	OIL SEAL, DRIVESHAFT	1.1

Ref. No.	Part No.	Description	Reqd. QTY	Serial No.	Parts catalogue code
17	90003-K1Z-N20	BOLT, FLANGE, 6X16	2		
18	90003-K0J-N00	BOLT, SPECIAL, 6X12	1		
19	90032-K0R-V00	BOLT B, STUD, 8X213.2	2		
20	90131-883-000	BOLT, DRAIN PLUG, 12X15	1		
21	90495-MN5-000	WASHER, SEALING, 8MM	1		
22	91002-K1N-V01	BEARING, RADIAL BALL, 35X72X15	1		
	91002-K2S-N01	BEARING, RADIAL BALL SPECIAL, 6207(SKF)	1		
23	91003-K2S-N01	BEARING, RADIAL BALL, 6204 (FAG)	1		
	91003-KZR-601	BEARING, RADIAL BALL, 6204 (NTN)	1		
	91003-KZR-602	BEARING, RADIAL BALL, 6204 (FUJIKOSHI)	1		
24	91005-K2S-N01	BEARING, RADIAL BALL, 6301 (FAG)	1		
	91005-KZR-601	BEARING, RADIAL BALL, 6301 (NTN)	1		
	91005-KZR-602	BEARING, RADIAL BALL, 6301 (FUJIKOSHI)	1		
25	91016-K1Z-J11	BEARING, RADIAL BALL, 6004 (NTN)	1		
	91016-KBB-901	BEARING, RADIAL BALL, 6004 ...	1		
26	91202-K40-F01	OIL SEAL, 26X45X6(ARAI)	1		
	91202-K97-T01	OIL SEAL, 26X45X6(NOK)	1		
27	91203-K35-J01	OIL SEAL, 20X32X6(ARAI)	1		
	91203-K50-T01	OIL SEAL, 20X32X6(NOK)	1		



E-19-20

LEFT CRANKCASE

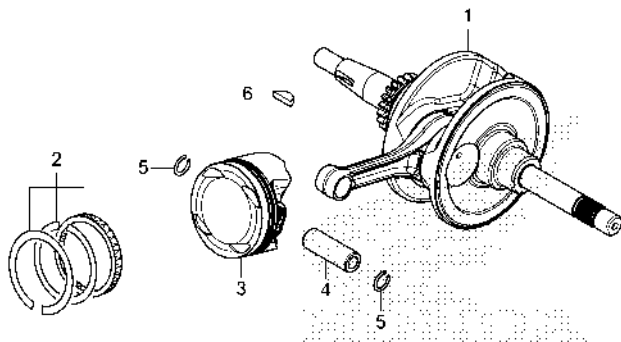


Ref. No.	Part No.	Description	Reqd. QTY	Serial No.	Parts catalogue code
			ADV 160A P		
28	91303-K0R-V01	O-RING, 31.2X2.4.....	1		
29	91303-K0J-N01	O-RING, 11.4X2.1.....	1		
30	91305-K0J-N00	O-RING, 3.8X1.4.....	1		
31	94109-12000	WASHER, DRAIN PLUG, 12MM.....	1		
32	95002-80000	CLIP, TUBE(C12).....	1		
33	95701-06016-00	BOLT, FLANGE, 6X16.....	1		
34	95701-08016-00	BOLT, FLANGE, 8X16.....	1		



E-20

CRANKSHAFT/PISTON



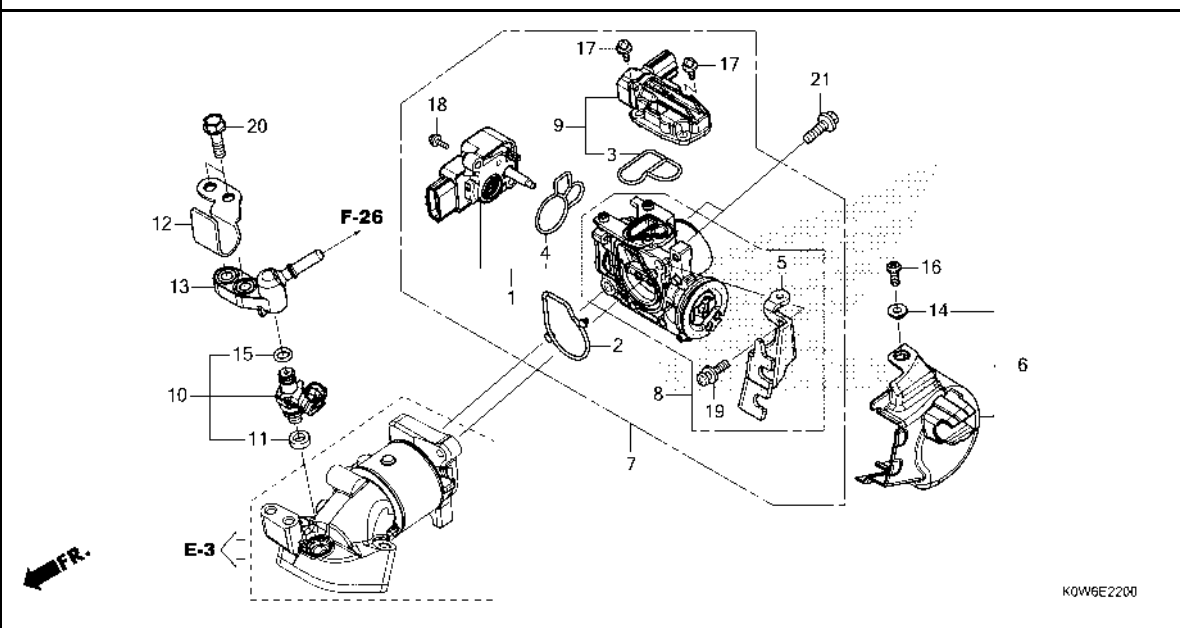
K0W6E2001

Ref. No.	L.O.N.	(Relative ref. Number) Description	F.R.T.
1	1101B5	CRANKSHAFTINCLUDES: Engine removal and installation (2,4,5)	6.3
3	111103	PISTON RING AND/OR PISTON(ONE)INCLUDES: Engine removal and installation	5.0

Ref. No.	Part No.	Description	Reqd. QTY	Serial No.	Parts catalogue code
			ADV 160A P		
1	13000-K2S-N00	CRANKSHAFT COMP.	1		
2	13011-K0S-305	RING SET, PISTON(STD.)(RIKEN)	1		
	13011-K1Z-305	RING SET, PISTON(STD.)(TPR) ..	1		
	13021-K0S-305	RING SET, PISTON(O.S. 0.25) (RIKEN) (1)			
	13021-K1Z-305	RING SET, PISTON(O.S. 0.25) (TPR) (1)			
	13031-K0S-305	RING SET, PISTON(O.S. 0.50) (RIKEN) (1)			
	13031-K1Z-305	RING SET, PISTON(O.S. 0.50) (TPR) (1)			
3	13101-K1Z-305	PISTON(STD.)	1		
	13102-K1Z-305	PISTON(O.S. 0.25)	(1)		
	13103-K1Z-305	PISTON(O.S. 0.50)	(1)		
4	13111-K0R-V00	PIN, PISTON	1		
5	13115-KZY-700	CLIP, PISTON PIN, 14MM	2		
6	90741-003-010	KEY, WOODRUFF, 4MM	1		

E-22

THROTTLE BODY/FUEL INJECTOR



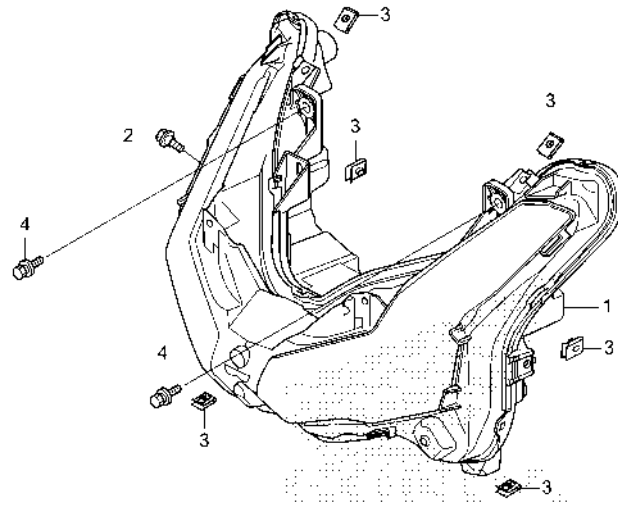
Ref. No.	L.O.N.	(Relative ref. Number) Description	F.R.T.
1		(4)	
617115		SENSOR, THROTTLE	1.8
7		(2)	
311132		BODY ASSY., THROTTLE	1.8
8		311130 BODY, THROTTLE	1.7
9		(3)	
3111N5		VALVE, IDLE AIR CONTROL	0.5
10		(11,13,15)	
311145		INJECTOR, FUEL	1.5

Ref. No.	Part No.	Description	Reqd. QTY ADV 160A P	Serial No.	Parts catalogue code
1	16060-K0P-D01	SENSOR SET	1		
2	16075-K0R-V01	O-RING, THROTTLE BODY	1		
3	16076-K0R-V01	O-RING	1		
4	16077-K0P-D01	O-RING	1		
5	16169-K0R-V01	STAY, WIRE	1		
6	16305-K0R-V00	COVER COMP., THROTTLE BODY ...	1		
7	16400-K0R-V02	THROTTLE BODY ASSY.(GQPHA B) ..	1		
8	16410-K0R-V02	BODY SET	1		
9	16430-K0R-V01	VALVE SET, IDLE AIR CONTROL ..	1		
10	16450-K12-N21	INJECTOR ASSY., FUEL	1		
11	16472-KPC-D50	RING, SEAL	1		
12	17219-K1N-V00	CLAMPER, BREATHER TUBE	1		
13	17560-K0R-V00	JOINT COMP., INJECTOR	1		
14	61106-K62-B00	COLLAR, THROTTLE BODY COVER ..	1		
15	91301-GGL-J01	O-RING, 6.3X2.2	1		
16	93500-05012-0H	SCREW, PAN, 5X12	1		
17	93891-04010-18	SCREW-WASHER, 4X10	3		
18	93891-04016-18	SCREW-WASHER, 4X16	2		
19	93892-05012-18	SCREW-WASHER, 5X12	1		
20	95801-06022-00	BOLT, FLANGE, 6X22	2		
21	96001-06020-00	BOLT, FLANGE, 6X20	2		



F-1

HEADLIGHT



K0W6F0100

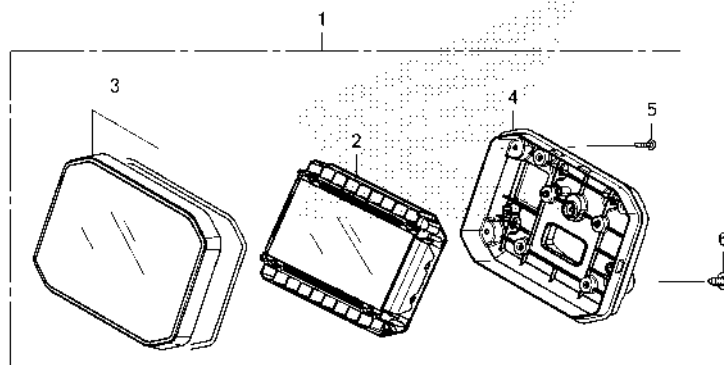
Ref. No.	L.O.N. (Relative ref. Number)	Description	F.R.T.
1	6161A7	HEADLIGHT UNIT	1.0

Ref. No.	Part No.	Description	Reqd. QTY		Serial No.	Parts catalogue code
			ADV	P		
1	33100-K0W-A11	LIGHT ASSY., FR. COMBINATION.		1		
2	90001-MFE-670	BOLT, SPECIAL, 6X16		1		
3	90320-GC3-000	NUT, SPRING, 5MM		6		
4	93404-06012-00	BOLT-WASHER, 6X12		2		

3

F-2

METER



K0W6F0200

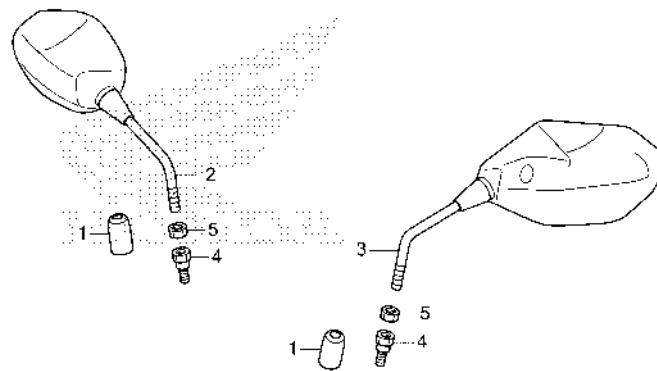
Ref. No.	L.O.N.	(Relative ref. Number) Description	F.R.T.
1	8121A1	METER ASSY., COMBINATION	0.8
2	8121A2	METER, COMBINATION	0.9
3	4131Q1	COVER, METER :UPPER	0.8
4	4131Q2	COVER, METER :LOWER	0.8
	8121J0	COVER, METER :BOTH	0.8

Ref. No.	Part No.	Description	Reqd. QTY ADV 160A P	Serial No.	Parts catalogue code
1	37100-K0W-NB1	METER ASSY., COMBINATION(KPH)	1		
2	37110-K0W-NB1	METER COMP., LCD(KPH)	1		
3	37610-K0W-NB1	CASE ASSY., UPPER	1		
4	37620-K2L-D01	CASE ASSY., UNDER	1		
5	93903-224J0	SCREW, TAPPING, 3X16	5		
6	93913-25320	SCREW, TAPPING, 5X14(PO)	4		



F-3

MIRROR



FR.

K0W6F0300

Ref. L.O.N. (Relative ref. Number) F.R.T.
No. Description

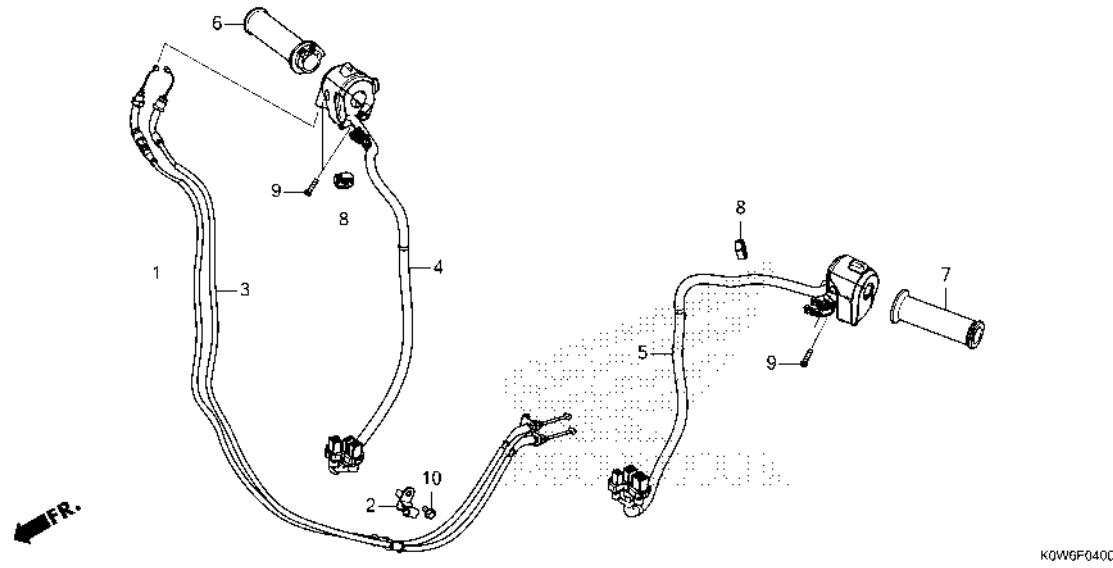
NO INFORMATION

Ref. No.	Part No.	Description	Reqd. QTY	Serial No.	Parts catalogue code
			ADV 160A P		
1	88115-KWN-980	CAP, LOCK NUT	2		
2	88210-K0W-MA1	MIRROR COMP., R.	1		
3	88220-K0W-MA1	MIRROR COMP., L.	1		
4	90003-MY5-720	BOLT, ADAPTER, 10MM	2		
5	90301-KWW-640	NUT, HEX., 10MM (LEFT HAND THREAD)	2		

3

F-4

HANDLE SWITCH/CABLE



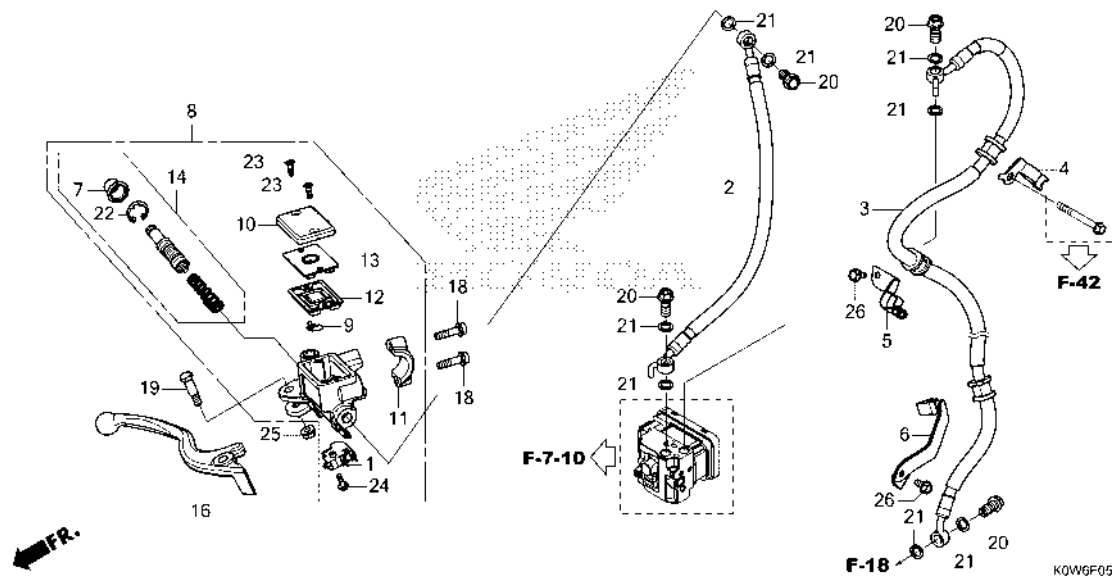
Ref. No.	L.O.N.	(Relative ref. Number) Description	F.R.T.
1	(3)		
1	811100	CABLE, THROTTLE	2.1
		.NOTE: Same time for two units	
4	8101K8	HOUSING, STARTER SWITCH	1.4
5	8101K9	HOUSING, WINKER SWITCH	0.9
6	810150	GRIP, THROTTLE	0.5
7	8101C0	GRIP, HANDLE :LEFT	0.1

Ref. No.	Part No.	Description	Reqd. QTY	Serial No.	Parts catalogue code
			ADV 160A P		
1	17910-K0W-NA1	CABLE COMP. A, THROTTLE.....	1		
2	17912-K1Z-J10	CLAMPER, THROTTLE CABLE.....	1		
3	17920-K0W-NA1	CABLE COMP. B, THROTTLE.....	1		
4	35160-K0W-NA1	SWITCH ASSY., STARTER & HAZARD & IDLE STOP	1		
5	35200-K0W-NA1	SWITCH ASSY., DIMMER & HORN & WINKER	1		
6	53140-K0W-N00	GRIP COMP., THROTTLE.....	1		
7	53166-KWN-900	GRIP, L. HANDLE.....	1		
8	90690-MEF-800	CLAMP, HARNESS.....	2		
9	93892-05020-07	SCREW-WASHER, 5X20.....	4		
10	95701-06012-08	BOLT, FLANGE, 6X12.....	1		



F-5-20

FRONT BRAKE MASTER CYLINDER

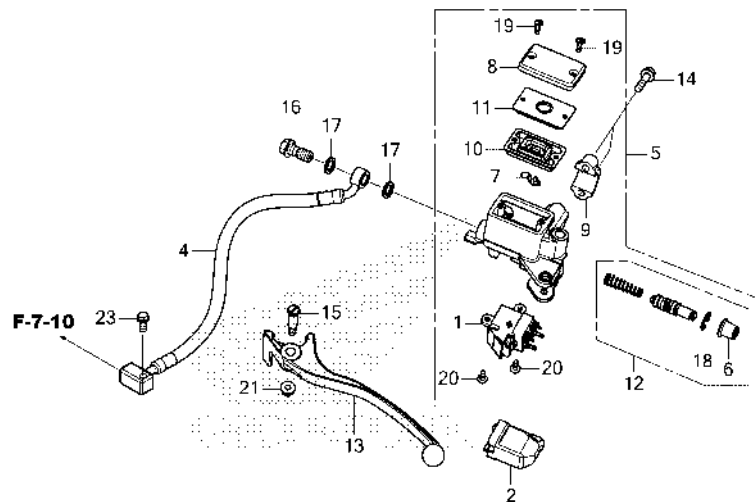


Ref. No.	L.O.N.	(Relative ref. Number) Description	F.R.T.
1	6151B2	SWITCH, FRONT STOP	0.1
	6151B6	SWITCH, STOP :BOTH	0.1
2	712127	HOSE A, FRONT BRAKE	2.0
		.INCLUDES: Bleed brakes	
3	712128	HOSE B, FRONT BRAKE	2.0
		.INCLUDES: Bleed brakes	
8	712105	CYLINDER, FRONT BRAKE MASTER .	0.4
		.INCLUDES: Bleed brakes	
12	7121G6	DIAPHRAGM, FRONT BRAKE MASTER	
		CYLINDER	0.1
14	7121G9	PISTON SET, FRONT BRAKE MASTER	
		.INCLUDES: Bleed brakes	0.4
16	8101C7	LEVER, HANDLE :RIGHT	0.1
	8101F5	LEVER, HANDLE :BOTH	0.2

Ref. No.	Part No.	Description	Reqd. QTY	Serial No.	Parts catalogue code
			ADV 160A P		
1	35340-MGS-D31	SWITCH ASSY., FR. STOP	1		
2	45126-K0W-NB1	HOSE COMP. A, FR. BRAKE	1		
3	45127-K0W-NB1	HOSE COMP. B, FR. BRAKE	1		
4	45156-K0W-NB0	CLAMPER A, FR. BRAKE HOSE	1		
5	45157-K0W-NB0	CLAMPER B, FR. BRAKE HOSE	1		
6	45158-K0W-NB0	CLAMPER C, FR. BRAKE HOSE	1		
7	45504-410-003	BOOT COMP.	1		
8	45510-K35-V01	CYLINDER SUB ASSY., FR. BRAKE MASTER	1		
9	45512-MA6-006	PROTECTOR	1		
10	45513-HA2-006	CAP, MASTER CYLINDER	1		
11	45517-166-006	HOLDER, MASTER CYLINDER	1		
12	45520-GE2-006	DIAPHRAGM	1		
13	45521-K21-901	PLATE, DIAPHRAGM	1		
14	45530-471-831	CYLINDER SET, MASTER	1		
16	53175-KYT-922	LEVER, R. STEERING HANDLE	1		
18	90101-KWN-900	BOLT, FLANGE SOCKET, 6X22	2		
19	90114-KGH-900	BOLT, HANDLE LEVER PIVOT	1		
20	90145-GAZ-981	BOLT, OIL, 10X22	4		
21	90545-300-000	WASHER, OIL BOLT	8		
22	90651-MA5-671	CIRCLIP	1		
23	93600-04012-16	SCREW, FLAT, 4X12	2		
24	93893-04012-17	SCREW-WASHER, 4X12	1		
25	94050-06000	NUT, FLANGE, 6MM	1		
26	95701-06012-07	BOLT, FLANGE, 6X12	2		

F-6

REAR BRAKE MASTER CYLINDER



K0W6F0600

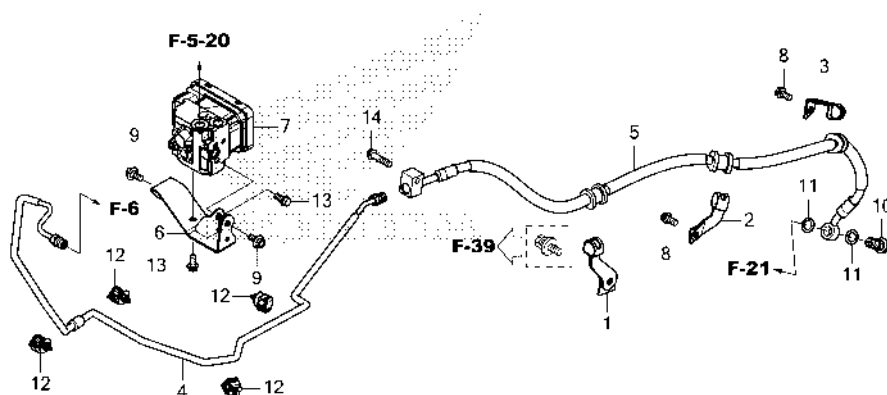
Ref. No.	L.O.N.	(Relative ref. Number) Description	F.R.T.
1	6151B3	SWITCH, REAR STOP :LEVER SIDE	0.1
	6151B6	SWITCH, STOP :BOTH	0.1
4	712180	HOSE A, REAR BRAKE	2.2
		.INCLUDES: Bleed brakes	
5	712125	CYLINDER, REAR BRAKE MASTER ..	0.5
		.INCLUDES: Bleed brakes	
10	7121G7	DIAPHRAGM, REAR BRAKE MASTER CYLINDER	0.1
12	7121H0	PISTON SET, REAR BRAKE MASTER ..	0.5
		.INCLUDES: Bleed brakes	
13	8101C6	LEVER, HANDLE :LEFT	0.1
	8101F5	LEVER, HANDLE :BOTH	0.2

Ref. No.	Part No.	Description	Reqd. QTY	Serial No.	Parts catalogue code
			ADV 160A P		
1	35340-K1Z-J11	SWITCH ASSY., L. HANDLE STOP (WATER PROOF)	1		
2	35341-K1Z-J10	COVER, STOP SWITCH	1		
4	43311-K0W-NB1	HOSE COMP. A, RR. BRAKE	1		
5	43510-K1Z-J11	CYLINDER SUB ASSY., RR. MASTER	1		
6	45504-410-003	BOOT COMP.	1		
7	45512-MA6-006	PROTECTOR	1		
8	45513-HA2-006	CAP, MASTER CYLINDER	1		
9	45517-166-006	HOLDER, MASTER CYLINDER	1		
10	45520-GE2-006	DIAPHRAGM	1		
11	45521-K21-901	PLATE, DIAPHRAGM	1		
12	45530-KVS-M21	CYLINDER SET, FR. MASTER (NISSIN)	1		
		(FOR RR.)	1		
13	53178-K0W-N01	LEVER, L. HANDLE	1		
14	90101-KWN-900	BOLT, FLANGE SOCKET, 6X22	2		
15	90114-MA5-671	BOLT, HANDLE LEVER PIVOT	1		
16	90145-GAZ-981	BOLT, OIL, 10X22	1		
17	90545-300-000	WASHER, OIL BOLT	2		
18	90651-K03-M61	CIRCLIP, INTERNAL, 18.8	1		
19	93600-04012-1G	SCREW, FLAT, 4X12	2		
20	93893-04012-17	SCREW-WASHER, 4X12	2		
21	94050-06000	NUT, FLANGE, 6MM	1		
23	96001-06012-00	BOLT, FLANGE, 6X12	1		



F-7-10

REAR BRAKE PIPE



K0W6F0710

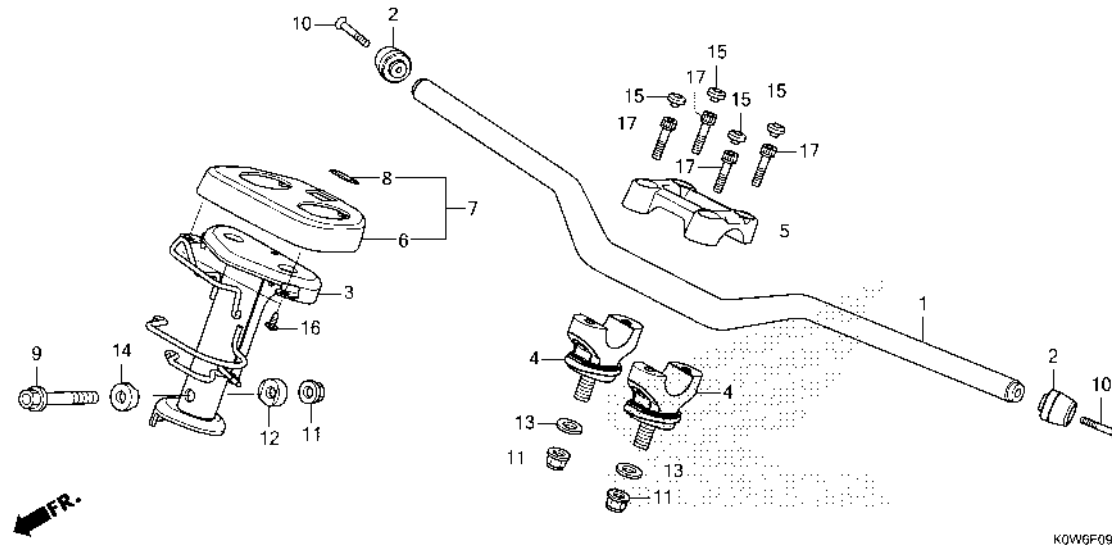
Ref. No.	L.O.N.	(Relative ref. Number) Description	F.R.T.
4	7121C6	PIPE, REAR BRAKEINCLUDES: Bleed brakes	1.8
5	7121B0	HOSE B, REAR BRAKEINCLUDES: Bleed brakes	1.6
7	7111H1	MODULATOR, ABSINCLUDES: Bleed brakes	2.1

Ref. No.	Part No.	Description	Reqd. QTY	Serial No.	Parts catalogue code
			ADV 160A P		
1	43156-K0W-NA0	CLAMPER A, RR. BRAKE HOSE	1		
2	43157-K0W-NA0	CLAMPER B, RR. BRAKE HOSE	1		
3	43158-K0W-NA0	CLAMPER C, RR. BRAKE HOSE	1		
4	43312-K0W-NB0	PIPE COMP., RR. BRAKE	1		
5	43313-K0W-NA1	HOSE COMP. B, RR. BRAKE	1		
6	50316-K97-J10	STAY, ABS MODULATOR	1		
7	57110-K0W-NB1	MODULATOR ASSY.	1		
8	90103-MCS-G00	BOLT, FLANGE, 6X12	2		
9	90111-162-000	BOLT, FLANGE, 6MM	2		
10	90145-GAZ-981	BOLT, OIL, 10X22	1		
11	90545-300-000	WASHER, OIL BOLT	2		
12	90661-MGS-D71	CLAMP, BRAKE PIPE(7.0)	4		
13	96001-06012-00	BOLT, FLANGE, 6X12	2		
14	96001-06025-00	BOLT, FLANGE, 6X25	1		

3

F-9

HANDLE PIPE/HANDLE COVER



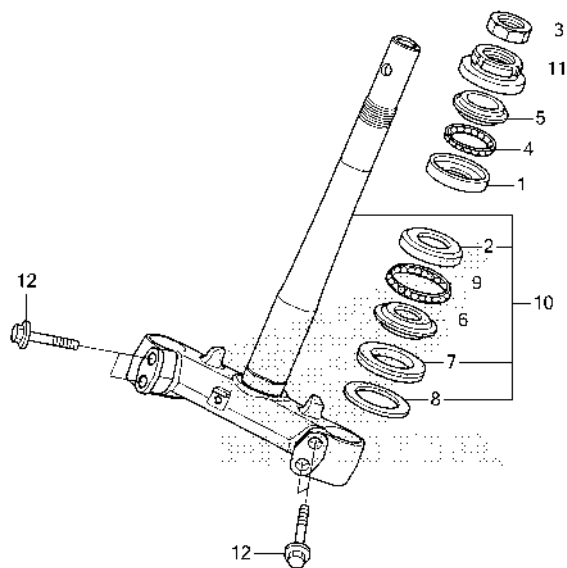
Ref. No.	L.O.N.	(Relative ref. Number) Description	F.R.T.
1	810100	PIPE, STEERING HANDLE	0.4
2	8101B3	WEIGHT, HANDLE :LEFT	0.1
	8101B4	WEIGHT, HANDLE :RIGHT	0.1
	8101B5	WEIGHT, HANDLE :BOTH	0.1
3	5101C8	POST, HANDLE	1.8
4	8101B9	HOLDER, HANDLE :LOWER	0.8
7	4131B6	COVER, HANDLE :REAR	0.8

.NOTE: Same time for two units (6)

Ref. No.	Part No.	Description	Reqd. QTY ADV 160A P	Serial No.	Parts catalogue code
1	53100-K0W-NA0ZC	PIPE, STEERING HANDLE *NH303M*			
		MAT AXIS GRAY METALLIC	1		
2	53101-K0W-N00	WEIGHT A, HANDLE.....	2		
3	53110-K0W-NA0	POST COMP., HANDLE.....	1		
4	53130-K0W-NA0ZB	HOLDER, HANDLE UNDER *NH303M*			
		MAT AXIS GRAY METALLIC	2		
5	53131-K0W-N00ZB	HOLDER, HANDLE UPPER *NH303M*			
		MAT AXIS GRAY METALLIC	1		
6	53206-K0W-N00	COVER, HANDLE RR.	1		
7	53250-K0W-N00	COVER COMP., HANDLE RR.....	1		
8	86150-GFC-890	EMBLEM, PRODUCT.....	1		
	86150-GFC-901	EMBLEM, PRODUCT(MARUI).....	1		
	86150-GFC-902	EMBLEM, PRODUCT(UEHARA).....	1		
	86150-KYS-940	EMBLEM, PRODUCT(SHINKO ASIA).....	1		
9	90120-HC4-000	BOLT, FLANGE, 10X50.....	1		
10	90191-KWB-600	SCREW, OVAL, 6X45.....	2		
11	90304-KGH-901	NUT, U, 10MM(FUJI SEIMITSU).....	3		
12	90501-KPH-880	COLLAR A, HANDLE SETTING.....	1		
13	90502-KWN-670	WASHER, 10MM.....	2		
14	90505-KPH-880	COLLAR B, HANDLE SETTING.....	1		
15	91455-KEA-000	CAP, SOCKET BOLT, 8MM.....	4		
16	93903-24220	SCREW, TAPPING, 4X10.....	2		
17	96600-08028-00	BOLT, SOCKET, 8X28.....	4		

F-10

STEERING STEM



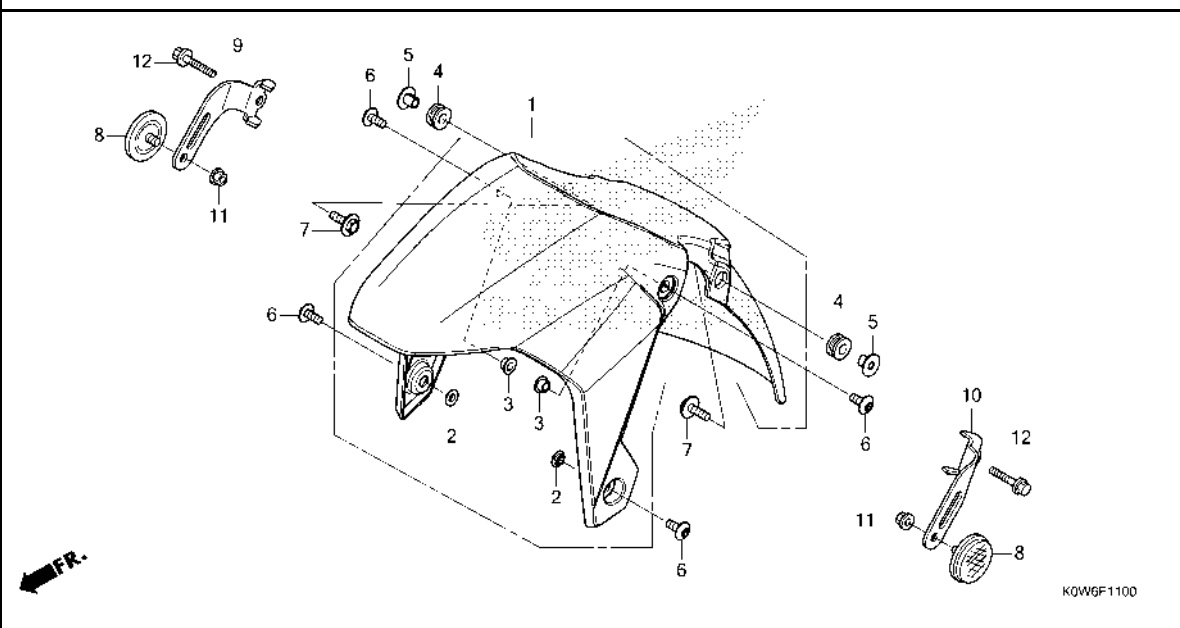
Ref. No.	L.O.N.	(Relative ref. Number) Description	F.R.T.
1	(4)		
5101A0		RACE, STEERING BALL :UPPER ...	2.7
2		5101A1 RACE, STEERING BALL :LOWER ...	2.9
		5101C9 RACE, STEERING BALL :BOTH	2.9
5		5101A9 RACE, STEERING TOP CONE	2.7
6	(7,9)		
		5101B0 RACE, STEERING BOTTOM CONE ...	2.9
10		510100 STEM OR SHAFT ASSY., STEERING	2.7
11		5101B2 THREAD, STEERING HEAD TOP	2.5

Ref. No.	Part No.	Description	Reqd. QTY	Serial No.	Parts catalogue code
			ADV 160A P		
1	50301-KRS-830	RACE, STEERING TOP BALL.....	1		
2	50302-KRS-830	RACE, STEERING BOTTOM BALL...	1		
3	50306-GN5-900	NUT, STEERING STEM LOCK.....	1		
4	53210-K93-T01 53210-KVR-C00	BALL ASSY., STEERING(SKF).... BALL ASSY., STEERING STEEL, #6X21	1		
5	53211-KRS-830	RACE, STEERING TOP CONE.....	1		
6	53212-KRS-830	RACE, STEERING BOTTOM CONE...	1		
7	53214-GN5-900	DUST SEAL, STEERING HEAD.....	1		
8	53215-GN5-900	WASHER, STEERING HEAD DUST SEAL	1		
9	53215-K93-T01 53215-KVR-C00	BALL ASSY., STEERING(SKF).... BALL ASSY., STEERING STEEL, #6X26	1		
10	53219-K0W-M10	STEM SUB ASSY., STEERING.....	1		
11	53220-GN5-850	THREAD COMP., STEERING HEAD TOP	1		
12	90101-K97-T00	BOLT, FLANGE, 10X40.....	4		

3

F-11

FRONT FENDER



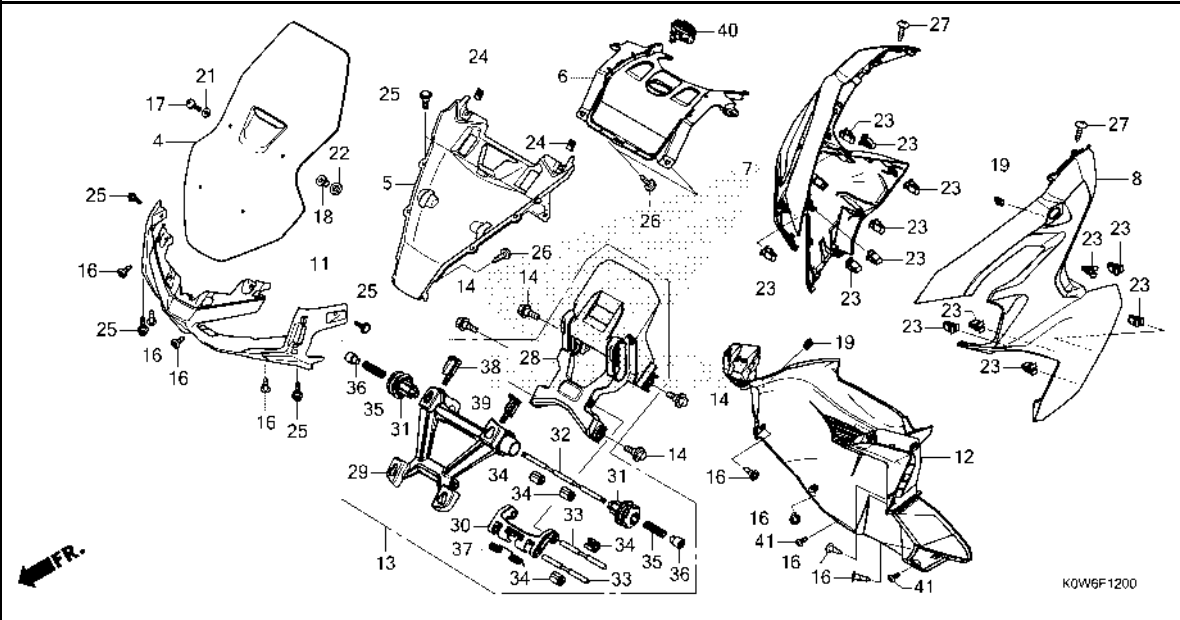
Ref. No.	L.O.N.	(Relative ref. Number) Description	F.R.T.
1	4131B7	FENDER, FRONT	0.3

Ref. No.	Part No.	Description	Reqd. QTY	Serial No.	Parts catalogue code
			ADV 160A P		
1	61000-K0W-MA0ZA	FENDER SET, FR.(WL) *TYPE1*.....	1		
2	61112-K0B-T00	COLLAR, FR. FENDER	2		
3	61112-K97-T00	COLLAR, FR. FENDER	2		
4	80101-165-000	RUBBER, RR. FENDER CUSHION	2		
5	84706-163-670	COLLAR, TAILLIGHT MOUNTING	2		
6	90130-K0W-N00	SCREW, PAN, 6X14	4		
7	93404-06020-08	BOLT-WASHER, 6X20	2		
8	33741-KTG-U01	REFLECTOR, FR. REFLEX(AMBER)	2		
	33741-KTT-C01	REFLECTOR, SIDE REFLEX	2		
9	61104-K0W-J00	STAY, R. FR. REFLECTOR	1		
10	61105-K0W-J00	STAY, L. FR. REFLECTOR	1		
11	90301-KGH-901	NUT, U, 6MM(FUJI SEIMITSU)	2		
12	95701-06012-07	BOLT, FLANGE, 6X12	2		



F-12

FRONT COVER

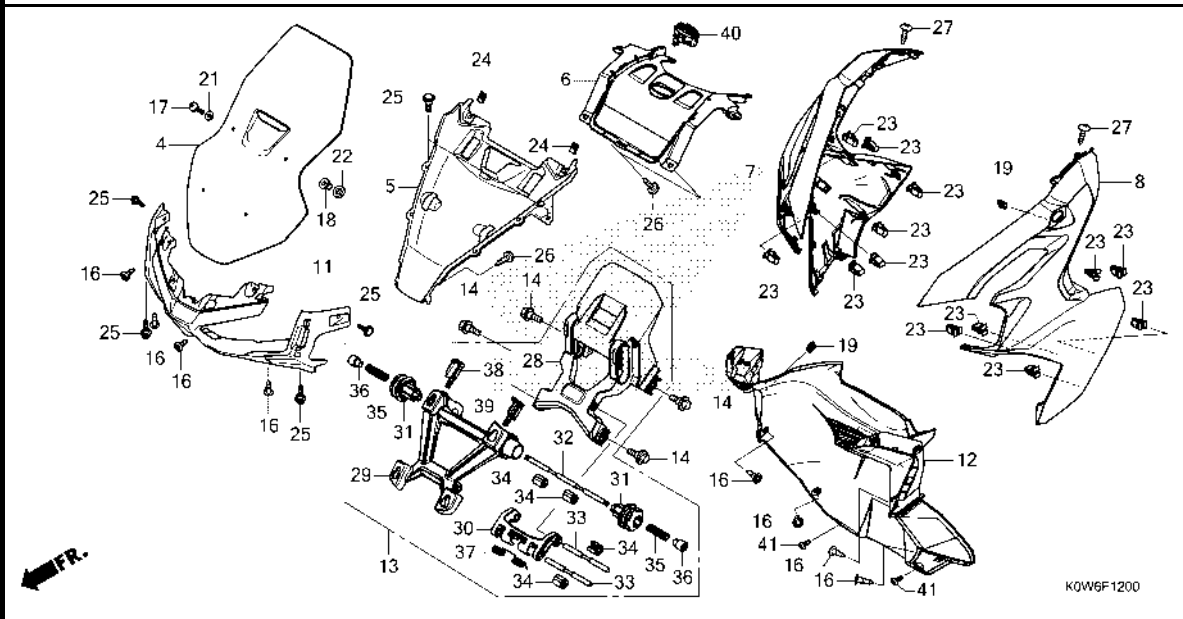


Ref. No.	L.O.N.	(Relative ref. Number) Description	F.R.T.
4	411115	WINDSCREEN SET	0.1
5	4111B4	COWL, UPPER	0.9
6	8121E0	COVER, PILOT INDICATOR BOX ..	0.8
7	4111U8	COVER, FRONT :RIGHT	0.4
8	4111U7	COVER, FRONT :LEFT	0.4
	4111U9	COVER, FRONT :BOTH	0.6
11	413122	COVER, FRONT CENTER	0.9
12	413130	COVER, FRONT LOWER	1.3
13	411116	ADJUSTER, WINDSCREEN	0.7
28		(30)	
	4111A9	STAY, WINDSCREEN	0.9
29	4111A8	HOLDER, WINDSCREEN	0.8
40	6151N1	SWITCH, MULTI	0.5

Ref. No.	Part No.	Description	Reqd. QTY ADV 160A P	Serial No.	Parts catalogue code
4	64100-K0W-NA0ZA	WINDSCREEN SET(WL)			
		TYPE1.....	1		
5	64336-K0W-N00ZP	COVER, FR. UPPER			
		R331.....VIVACITY RED	1		
	64336-K0W-N00ZR	*NHB31M*			
		MAT CHARCOAL GRAY METALLIC	1		
6	64337-K0W-NA0ZA	COVER, MULTI SWITCH			
		NH1.....BLACK	1		
7	64400-K0W-MA0ZB	COVER SET, R. FR. SIDE(WL)			
		TYPE2.....	1		
	64400-K0W-MA0ZC	*TYPE1*.....	1		
8	64500-K0W-MA0ZB	COVER SET, L. FR. SIDE(WL)			
		TYPE2.....	1		
	64500-K0W-MA0ZC	*TYPE1*.....	1		
11	64503-K0W-N00	COVER, FR. CENTER	1		
12	64521-K0W-NA0	COVER, FR. LOWER	1		
13	64700-K0W-N01	LINK ASSY., SCREEN ADJUST ..	1		
14	90001-MFE-670	BOLT, SPECIAL, 6X16	4		
16	90116-K0W-NA1	RIVET, PUSH	8		
17	90118-MJP-G50	SCREW, PAN, 5X20(SUS)	4		
18	90156-GZ4-670	NUT, WELL, 5MM	4		
19	90302-KWW-A00	NUT, SPRING, 4MM	2		
21	90504-964-000	WASHER, THRUST, 5MM	4		
22	90507-ZV1-000	WASHER, NYLON, 9MM	4		
23	90666-K59-A11	CLIP, SNAP FITTING(PO)	13		
24	90677-KAN-T00	NUT, CLIP, 5MM	2		
25	91509-GE2-760	SCREW, PAN, 5X11.5	6		

F-12

FRONT COVER

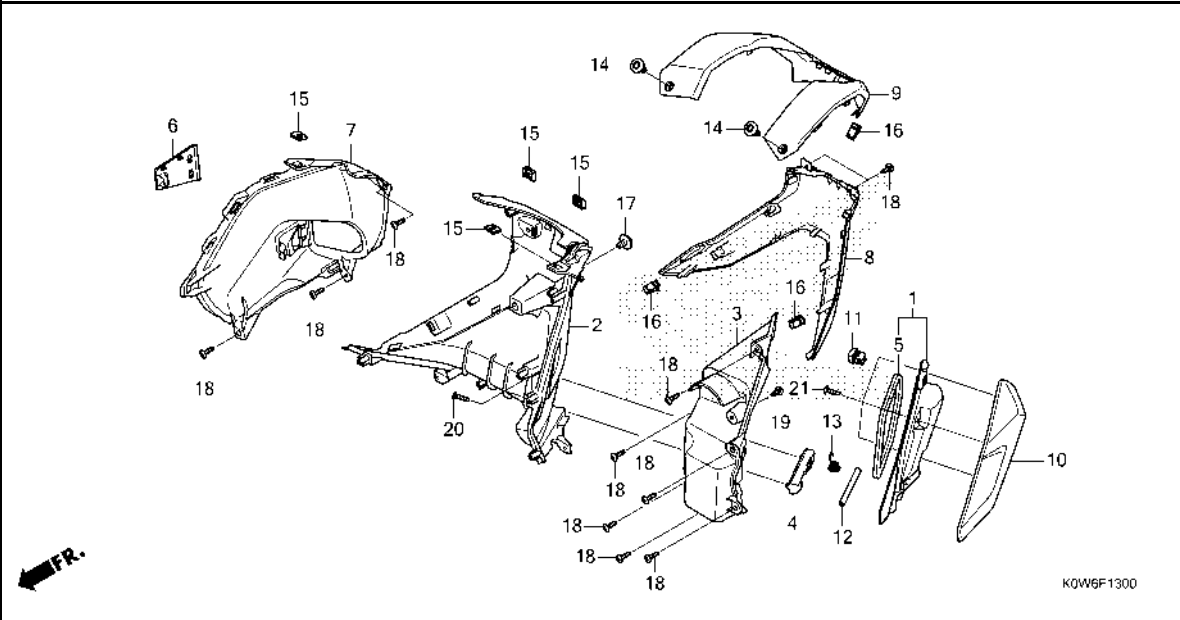


Ref. No.	Part No.	Description	Reqd. QTY	Serial No.	Parts catalogue code
			ADV 160A P		
26	93903-24320	SCREW, TAPPING, 4X12	3		
27	93903-34420	SCREW, TAPPING, 4X16	2		
28	64701-K0W-N00	BRACKET, ADJUST SCREEN	1		
29	64702-K0W-N00	HOLDER, SCREEN	1		
30	64703-K0W-N00	LINK, ARM	1		
31	64704-K0W-N00	KNOB, ADJUST LOCK	2		
32	64705-K0W-N00	SHAFT A, PIVOT	1		
33	64706-K0W-N00	SHAFT B, PIVOT	2		
34	64707-K0W-N00	CLIP	4		
35	64708-K0W-N00	SPRING, ADJUST PIVOT	2		
36	64709-K0W-N00	STOPPER, ADJUST KNOB	2		
37	64710-K0W-N00	SPRING, ASSIST	1		
38	64711-K0W-N00	LID, R. SCREEN HOLDER	1		
39	64712-K0W-N00	LID, L. SCREEN HOLDER	1		
40	35300-K0W-NA1	SWITCH ASSY., MULTI	1		
41	93903-24380	SCREW, TAPPING, 4X12	2		



F-13

INNER COVER

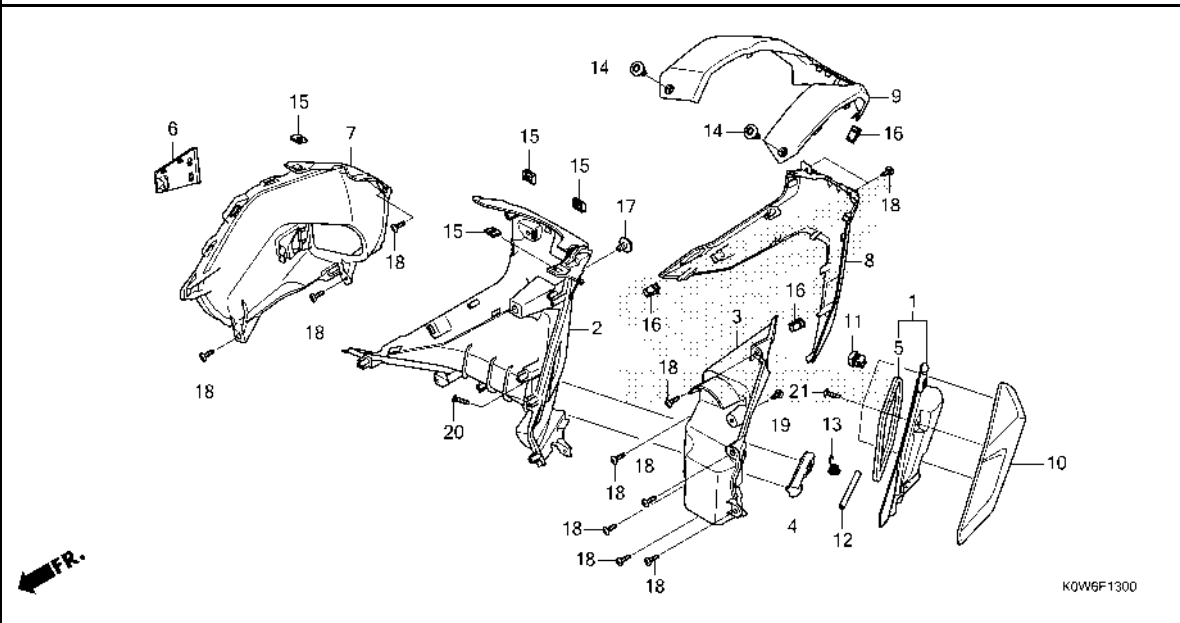


Ref. No.	L.O.N.	(Relative ref. Number) Description	F.R.T.
1	4101R5	LID, INNER BOX	1.5
2	411150	PANEL, INNER	1.5
3	4111C0	POCKET, COWL :INNER	1.5
7	4111BB	COVER, INNER OUTER :RIGHT	1.4
8	4111H6	PANEL, INNER :LOWER	0.2
9	4111H5	PANEL, INNER :UPPER	0.1
	4111E6	PANEL, INNER :BOTH	0.2
10	4111F2	COVER, POCKET :LEFT	0.1

Ref. No.	Part No.	Description	Reqd. QTY ADV 160A P	Serial No.	Parts catalogue code
1	81130-K0W-N00ZA	LID ASSY., POCKET *NH1*.....BLACK	1		
2	81131-K0W-N00ZA	COVER, INNER *NH1*.....BLACK	1		
3	81132-K0W-N00	POCKET, INNER	1		
4	81133-K0W-N00	COVER, HINGE	1		
5	81136-K0W-N00	SEAL, INNER BOX	1		
6	81137-K0W-N00ZA	LID, SMART EMERGENCY *NH1*.....BLACK	1		
7	81138-K0W-NA0ZA	OUTER, R. INNER COVER *NH1*.....BLACK	1		
8	81139-K0W-N00ZF	GARNISH, LOWER INNER COVER *NHB31M*	1		
		MAT CHARCOAL GRAY METALLIC	1		
9	81140-K0W-N00ZF	GARNISH, UPPER INNER COVER *NHB31M*	1		
		MAT CHARCOAL GRAY METALLIC	1		
10	81141-K0W-N00ZA	LID, INNER POCKET *NH1*.....BLACK	1		
11	81142-K01-901	LATCH	1		
12	81144-K97-N00	PIN, INNER POCKET	1		
13	81293-K97-T00	SPRING, INNER POCKET	1		
14	90134-KPP-T00	SCREW, PAN, 5X14	2		
15	90302-KWW-A00	NUT, SPRING, 4MM	4		
16	90666-K59-A11	CLIP, SNAP FITTING(PO)	3		
17	93404-06012-08	BOLT-WASHER, 6X12	1		

F-13

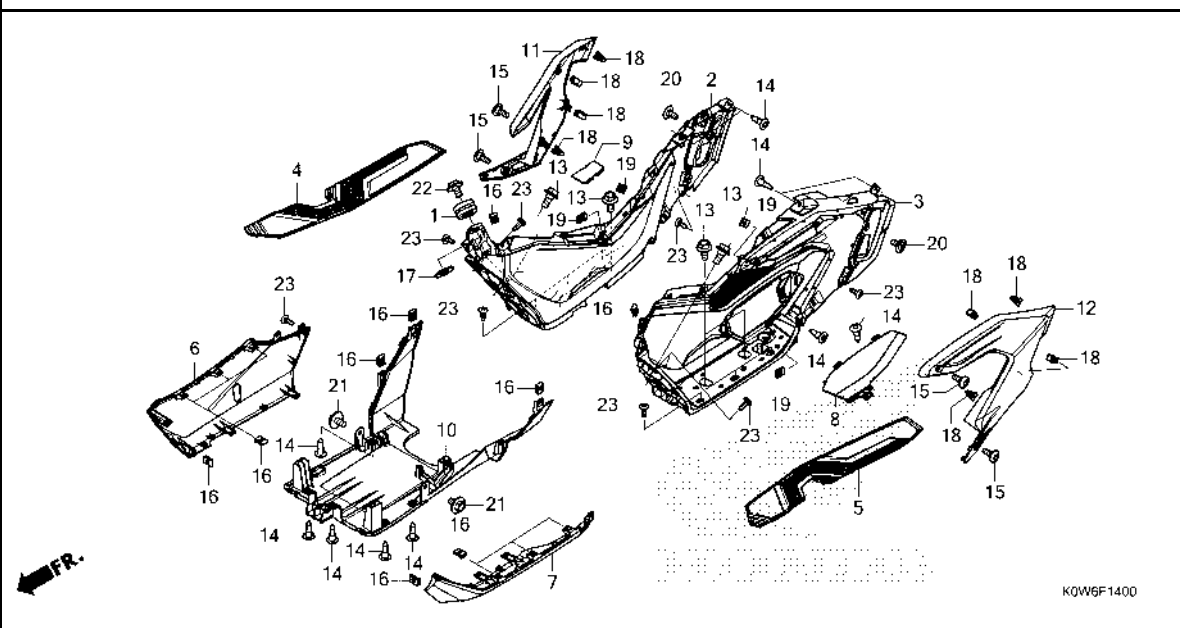
INNER COVER



Ref. No.	Part No.	Description	Reqd. QTY		Serial No.	Parts catalogue code
			ADV	160A		
18	93903-24320	SCREW, TAPPING, 4X12	11	P		
19	93903-24380	SCREW, TAPPING, 4X12	1			
20	93903-25380	SCREW, TAPPING, 5X16	2			
21	93903-24380	SCREW, TAPPING, 4X12	3			

F-14

FLOOR STEP



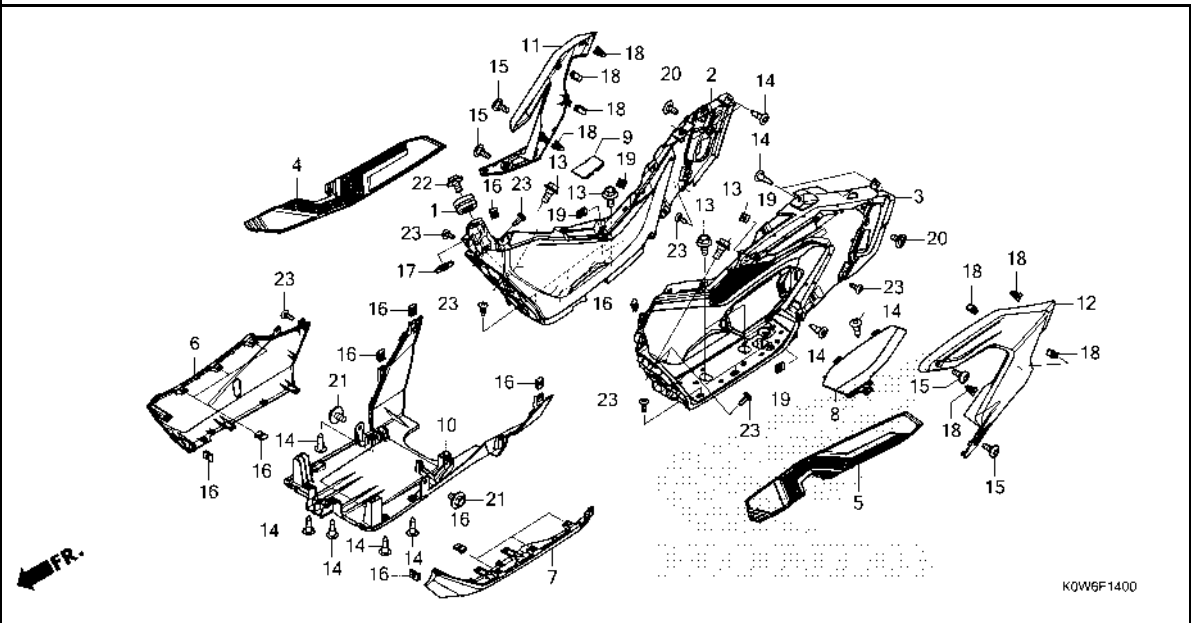
Ref. No.	L.O.N.	(Relative ref. Number) Description	F.R.T.
2	4131V3	STEP, FLOOR :RIGHT	1.3
3	4131V2	STEP, FLOOR :LEFT	1.3
	4131V4	STEP, FLOOR :BOTH	1.9
4	4151A1	MAT, FLOOR :RIGHT	0.1
5	4151A0	MAT, FLOOR :LEFT	0.1
	4151B7	MAT, FLOOR :BOTH	0.1
6	4111A6	SKIRT, FLOOR :RIGHT	0.3
7	4111A5	SKIRT, FLOOR :LEFT	0.3
	4111N5	SKIRT, FLOOR :BOTH	0.6
8	413185	COVER, MAINTENANCE	0.1
10	4131B4	COVER, UNDER	0.6
11	4111CT	COVER, SIDE :RIGHT LOWER	0.1
12	4111CS	COVER, SIDE :LEFT LOWER	0.1
	4111CU	COVER, SIDE :BOTH LOWER	0.2

Ref. No.	Part No.	Description	Reqd. QTY ADV 160A P	Serial No.	Parts catalogue code
1	61304-415-000	RUBBER, HEADLIGHT CASE MOUNTING	1		
2	64311-K0W-NA0ZA	STEP, R. FLOOR *NH1*.....BLACK	1		
3	64321-K0W-NA0ZA	STEP, L. FLOOR *NH1*.....BLACK	1		
4	64325-K0W-NA0	MAT, R. FLOOR	1		
5	64326-K0W-NA0	MAT, L. FLOOR	1		
6	64431-K0W-NA0ZC	COVER, R. FLOOR SIDE *NH411M*FORCE SILVER METALLIC	1		
7	64432-K0W-NA0ZC	COVER, L. FLOOR SIDE *NH411M*FORCE SILVER METALLIC	1		
8	64434-K0W-NA0ZA	LID, PLUG MAINTENANCE *NH1*.....BLACK	1		
9	64435-K35-V00ZB	LID, RESERVE TANK *NH1*.....BLACK	1		
10	64530-K0W-NA0	COVER, UNDER	1		
11	64560-K0W-NA0ZC	GARNISH, R. FLOOR *NH411M*FORCE SILVER METALLIC	1		
12	64565-K0W-NA0ZC	GARNISH, L. FLOOR *NH411M*FORCE SILVER METALLIC	1		
13	90111-162-000	BOLT, FLANGE, 6MM	6		
14	90116-K0W-NA1	RIVET, PUSH	11		
15	90134-KPP-T00	SCREW, PAN, 5X14	4		
16	90302-KWW-A00	NUT, SPRING, 4MM	13		
17	90503-K64-N00	WASHER, 9X21X1.6	1		

3

F-14

FLOOR STEP



K0W6F1400

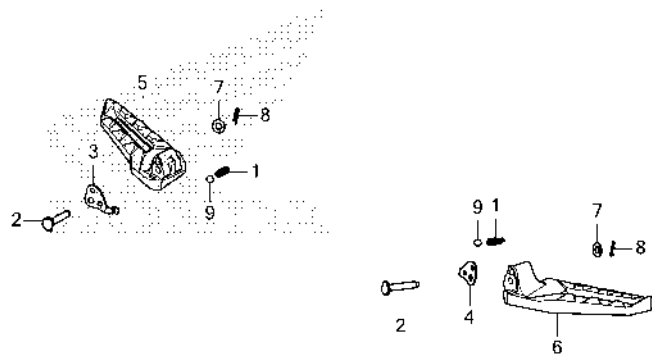
Ref. No.	Part No.	Description	Reqd. QTY	Serial No.	Parts catalogue code
----------	----------	-------------	-----------	------------	----------------------

18	90666-K59-A11	CLIP, SNAP FITTING(PO)	8		
19	90677-KAN-T00	NUT, CLIP, 5MM	4		
20	91509-GE2-760	SCREW, PAN, 5X11.5	2		
21	93404-06012-07	BOLT-WASHER, 6X12	2		
22	93404-06012-08	BOLT-WASHER, 6X12	1		
23	93903-24320	SCREW, TAPPING, 4X12	14		



F-14-10

PILLION STEP



FR.

K0W6F1410

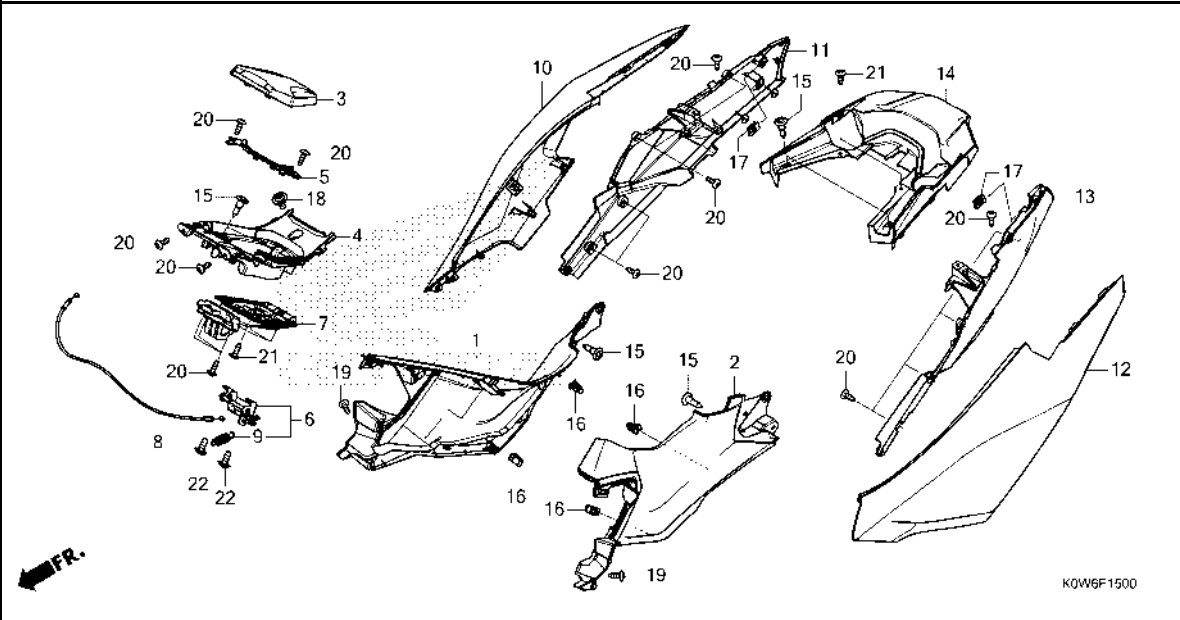
Ref. No.	L.O.N.	(Relative ref. Number) Description	F.R.T.
5	4101C8	BAR, PILLION STEP :RIGHT	1.3
6	4101C7	BAR, PILLION STEP :LEFT	1.3
	4101P4	BAR, PILLION STEP :BOTH	2.0

Ref. No.	Part No.	Description	Reqd. QTY		Serial No.	Parts catalogue code
			ADV	160A		
1	28333-300-000	SPRING, KICK STARTER STOPPER	2			
2	50638-K97-T00	PIN, PILLION STEP ARM	2			
3	50718-K0W-N00	PLATE, R. PILLION STEP CLICK	1			
4	50719-K0W-N00	PLATE, L. PILLION STEP CLICK	1			
5	50730-K0W-N00	ARM, R. PILLION STEP	1			
6	50740-K0W-N00	ARM, L. PILLION STEP	1			
7	94101-06000	WASHER, PLAIN, 6MM	2			
8	94251-05000	PIN, LOCK, 5MM	2			
9	96211-08000	BALL, STEEL, #8(1/4)	2			

3

F-15

BODY COVER



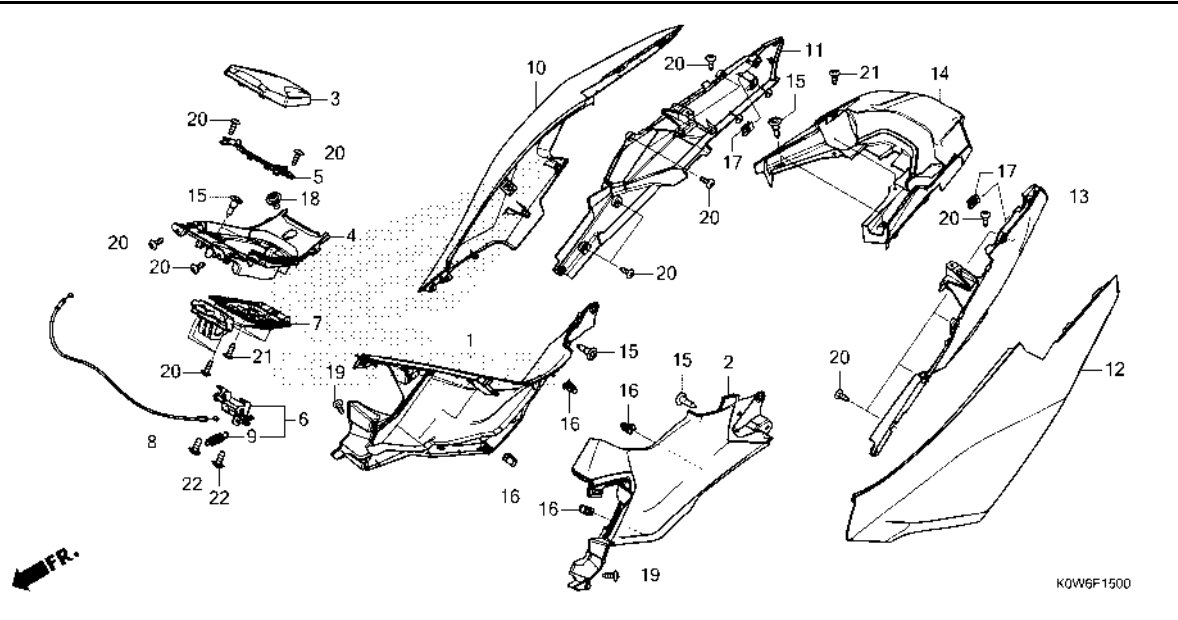
Ref. No.	L.O.N.	(Relative ref. Number) Description	F.R.T.
1	4131DZ	COVER, CENTER :RIGHT	1.0
2	4131DY	COVER, CENTER :LEFT	1.0
	4131EA	COVER, CENTER :BOTH	1.3
3	3101B8	LID, FUEL	0.1
4	4131Z7	COVER, CENTER	1.5
6	3101B7	LOCK, FUEL LID	1.4
7	4131V0	HINGE, FUEL LID	1.5
8	8111B6	CABLE, FUEL LID	1.5
10	4131J0	COVER, BODY :RIGHT	0.6
11	4131J4	COVER, BODY SIDE :RIGHT	0.6
12	4131H9	COVER, BODY :LEFT	0.6
	4131J1	COVER, BODY :BOTH	0.7
13	4131J3	COVER, BODY SIDE :LEFT	0.6
	4131L6	COVER, BODY SIDE :BOTH	0.7
14	4131J8	COVER, REAR CENTER	0.2

Ref. No.	Part No.	Description	Reqd. QTY ADV 160A P	Serial No.	Parts catalogue code
1	64305-K0W-MA0ZB	COVER SET, R. CENTER SIDE(WL)			
		TYPE2	1		
	64305-K0W-MA0ZC	*TYPE1*	1		
2	64306-K0W-MA0ZB	COVER SET, L. CENTER SIDE(WL)			
		TYPE2	1		
	64306-K0W-MA0ZC	*TYPE1*	1		
3	64405-K0W-NA0ZA	LID, FUEL			
		NH1.....BLACK	1		
4	64410-K0W-NA0ZA	COVER, CENTER			
		NH1.....BLACK	1		
5	64415-K0W-NA0ZA	COVER, FUEL FILLER LID			
		NH1.....BLACK	1		
6	64440-K35-V00	LOCK ASSY., FUEL LID	1		
7	64450-K0W-N01	HINGE ASSY., FUEL LID	1		
8	64455-K1Z-N21	CABLE COMP., FUEL LID	1		
9	77234-KRJ-900	SPRING, SEAT LOCK	1		
10	83550-K0W-MA0ZB	COVER SET, R. BODY(WL)			
		TYPE2	1		
	83550-K0W-MA0ZC	*TYPE1*	1		
11	83600-K0W-NA0	COVER, R. BODY SIDE	1		
12	83650-K0W-MA0ZB	COVER SET, L. BODY(WL)			
		TYPE2	1		
	83650-K0W-MA0ZC	*TYPE1*	1		
13	83700-K0W-NA0	COVER, L. BODY SIDE	1		
14	83760-K0W-NA0ZA	COVER SET, RR. CENTER(WL)			
		TYPE1	1		
15	90116-K0W-NA1	RIVET, PUSH	6		



F-15

BODY COVER

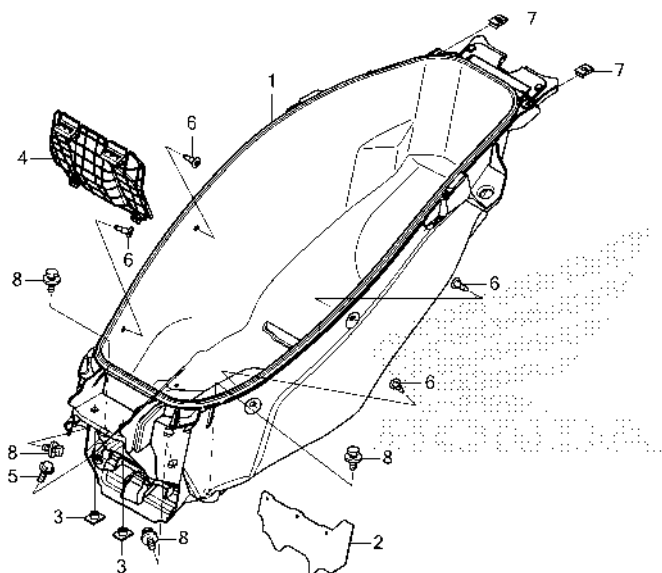


Ref. No.	Part No.	Description	Reqd. QTY		Serial No.	Parts catalogue code
			ADV	160A P		
16	90666-K59-A11	CLIP, SNAP FITTING(PO)		4		
17	90677-KAN-T00	NUT, CLIP, 5MM		4		
18	91509-GE2-760	SCREW, PAN, 5X11.5		1		
19	93903-24320	SCREW, TAPPING, 4X12		2		
20	93903-24320	SCREW, TAPPING, 4X12		17		
21	93903-24380	SCREW, TAPPING, 4X12		6		
22	93903-25220	SCREW, TAPPING, 5X12		2		

3

F-16

LUGGAGE BOX



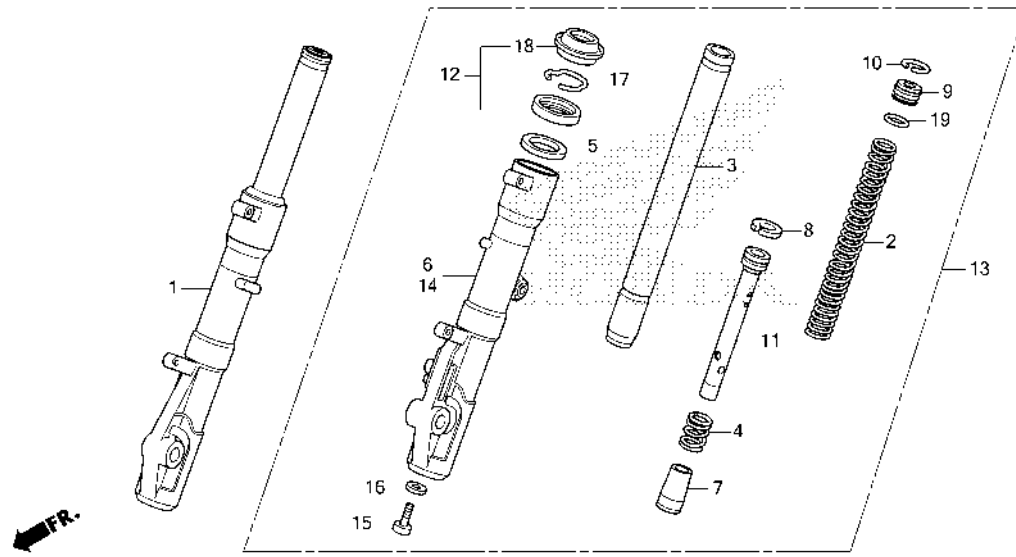
Ref. No.	L.O.N.	(Relative ref. Number) Description	F.R.T.
1	412102	BOX, LUGGAGE	0.4
4	6101A1	COVER, BATTERY	0.1

Ref. No.	Part No.	Description	Reqd. QTY ADV 160A P	Serial No.	Parts catalogue code
1	81250-K1Z-J10	BOX, LUGGAGE	1		
2	81265-K0W-NA0	GUARD, RR. SPLASH	1		
3	81321-K97-T00	NUT, SPECIAL, 6X7	2		
4	81322-K1Z-J10	COVER, BATTERY	1		
5	90106-MM9-000	BOLT, FR. FENDER FIXING	1		
6	90116-K0W-NA1	RIVET, PUSH	4		
7	90302-KWW-A00	NUT, SPRING, 4MM	2		
8	93404-06012-07	BOLT-WASHER, 6X12	4		



F-17

FRONT FORK



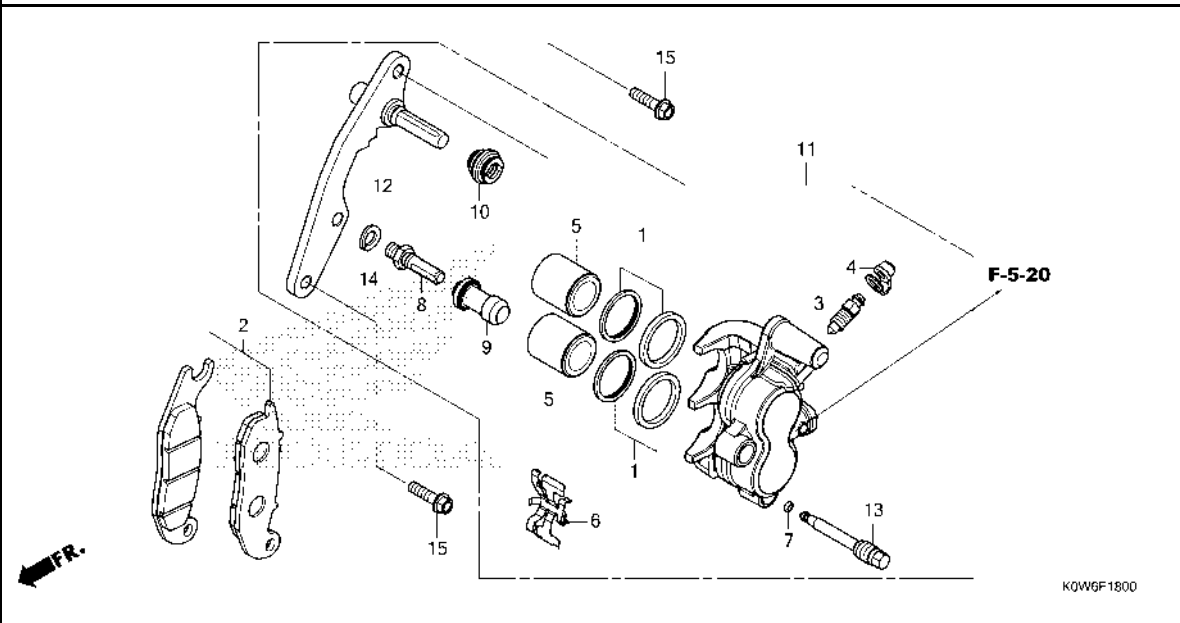
Ref. No.	L.O.N.	(Relative ref. Number) Description	F.R.T.
1	5111C3	FORK ASSY., FRONT :RIGHT	0.4
2	5111C5	SPRING, FRONT FORK :LEFT	0.6
	5111C6	SPRING, FRONT FORK :RIGHT	0.6
	5111C7	SPRING, FRONT FORK :BOTH	0.9
3		(4,7,8,11)	
	5111G2	PIPE, FRONT FORK :LEFT	0.7
	5111G3	PIPE, FRONT FORK :RIGHT	0.7
	5111G4	PIPE, FRONT FORK :BOTH	1.1
6	5111D2	CASE, BOTTOM :RIGHT	0.8
12	5111E7	SEAL SET, FRONT FORK :LEFT	0.8
	5111E8	SEAL SET, FRONT FORK :RIGHT	0.8
	5111E9	SEAL SET, FRONT FORK :BOTH	1.3
13	5111C2	FORK ASSY., FRONT :LEFT	0.4
	5111C4	FORK ASSY., FRONT :BOTH	0.5
14	5111D1	CASE, BOTTOM :LEFT	0.8
	5111D3	CASE, BOTTOM :BOTH	1.3

Ref. No.	Part No.	Description	Reqd. QTY	Serial No.	Parts catalogue code
			ADV 160A P		
1	51400-K0W-MA1	FORK ASSY., R. FR.....	1		
2	51401-K0W-N01	SPRING, FR. FORK.....	2		
3	51410-K97-T01	PIPE COMP., FR. FORK.....	2		
4	51412-GC4-003	SPRING, FR. CUSHION REBOUND..	2		
5	51412-KK4-003	RING, BACK UP(SHOWA).....	2		
6	51420-K0W-J01	CASE COMP., R. FR. BOTTOM.....	1		
7	51432-KM7-910	PIECE, OIL LOCK.....	2		
8	51437-GS3-003	RING, PISTON.....	2		
9	51454-KWN-711	SEAT, SPRING UPPER.....	2		
10	51456-355-003	RING, STOPPER(SHOWA).....	2		
11	51470-K0W-NA1	PIPE, SEAT.....	2		
12	51490-KRM-852	SEAL SET, FR. FORK(SHOWA)....	2		
13	51500-K0W-MA1	FORK ASSY., L. FR.....	1		
14	51520-K0W-J01	CASE COMP., L. FR. BOTTOM.....	1		
15	90116-383-721	BOLT, SOCKET, 8X27(SHOWA)....	2		
16	90544-283-000	WASHER, SPECIAL, 8MM(SHOWA)..	2		
17	90601-354-000	RING, OIL SEAL STOP(SHOWA)...	2		
18	91254-GAA-003	DUST SEAL(SHOWA).....	2		
19	91356-GBB-003	O-RING.....	2		

3

F-18

FRONT BRAKE CALIPER



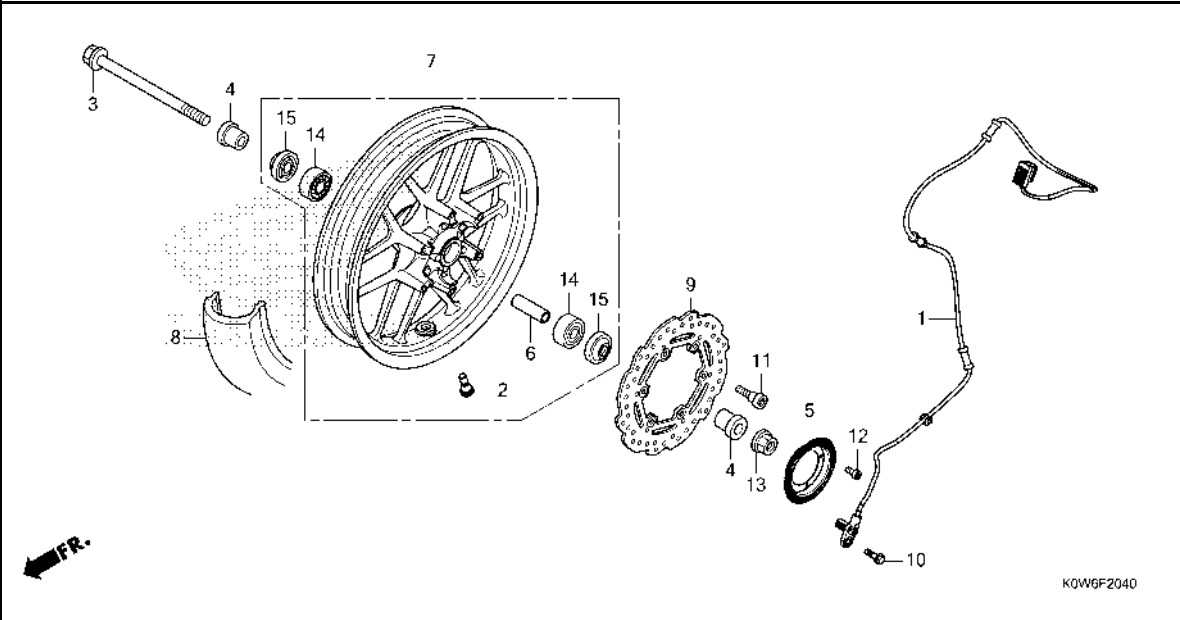
Ref. No.	L.O.N.	(Relative ref. Number) Description	F.R.T.
2	711115	SHOE(PAD) SET, BRAKE :FRONT ..	0.1
5		(1)	
	7111D1	PISTON, FRONT BRAKE CALIPER ..	0.5
		.INCLUDES: Bleed brakes	
		.NOTE: Same time for two units or more	
11	711130	CALIPER, FRONT BRAKE	0.4
		.INCLUDES: Bleed brakes	
12	7111G0	BRACKET, FRONT CALIPER	0.2

Ref. No.	Part No.	Description	Reqd. QTY	Serial No.	Parts catalogue code
			ADV 160A P		
1	06451-GE2-405	SEAL SET, PISTON.....	2		
2	06455-K84-902	PAD SET, FR. BRAKE(NISSIN)...	1		
3	43352-568-003	SCREW, BLEEDER(NISSIN)	1		
4	43353-461-771	CAP, BLEEDER.....	1		
5	45107-GE2-006	PISTON.....	2		
6	45108-KPH-951	SPRING, PAD.....	1		
7	45111-MAJ-G41	RING, STOPPER.....	1		
8	45131-GZ0-006	BOLT, PIN.....	1		
9	45132-166-016	BOOT, PIN BUSH(NISSIN).....	1		
10	45133-MA3-006	BOOT B.....	1		
11	45150-K1Z-T11	CALIPER SUB ASSY., L. FR.	1		
12	45190-K1N-V11	BRACKET SUB ASSY., FR. CALIPER	1		
13	45215-KPH-951	PIN, HANGER.....	1		
14	45216-166-006	WASHER, WAVE.....	1		
15	90131-K97-T00	BOLT, FLANGE, 8X28.....	2		



F-20-40

FRONT WHEEL



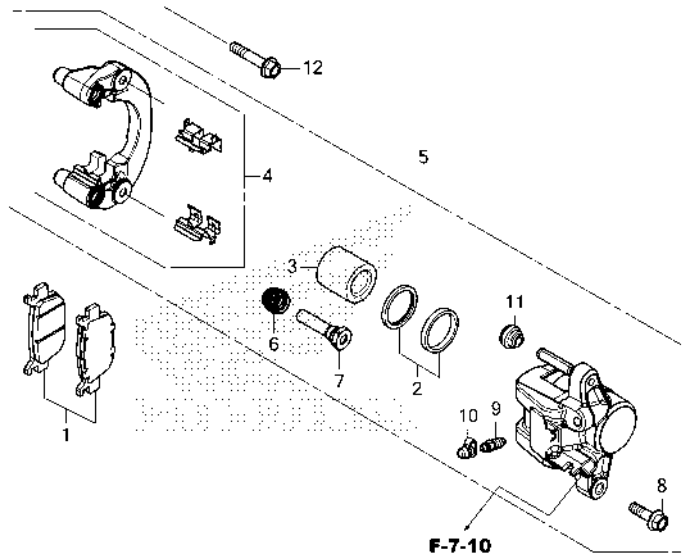
Ref. No.	L.O.N.	(Relative ref. Number) Description	F.R.T.
1	617196	SENSOR, WHEEL SPEED :FRONT ...	0.5
3		(15)	
	710151	AXLE, FRONT WHEEL	0.2
5	7101B0	RING, PULSER :FRONT	0.3
7	7101D4	FRONT WHEEL	0.6
8	710139	FRONT TIRE(ONE)	0.5
9	711120	DISC, FRONT BRAKE	0.3
14	710115	BEARING, FRONT WHEEL(ONE)	0.4
	710115G	.Replace 1 bearing add	0.1

Ref. No.	Part No.	Description	Reqd. QTY	Serial No.	Parts catalogue code
			ADV 160A P		
1	38520-K0W-NB1	SENSOR, FR. WHEEL SPEED.....	1		
2	42753-KWF-901	VALVE, RIM(TRITON)	1		
3	44301-K0W-N00	AXLE, FR. WHEEL	1		
4	44311-KWN-900	COLLAR, FR. WHEEL SIDE	2		
5	44515-K26-C10	RING, FR. PULSER	1		
6	44620-K0W-N00	COLLAR, FR. AXLE DISTANCE	1		
7	44650-K0W-M10ZA	WHEEL SUB ASSY., FR. *NH303M*	1		
8	44711-K0W-N01	TIRE, FR.(SRI) MAT AXIS GRAY METALLIC (110/80-14M/C 53P)	1		
9	45351-K0W-N01	DISK, FR. BRAKE	1		
10	90105-K77-V10	BOLT, FLANGE, 6X18	1		
11	90105-KZZ-900	BOLT, DISK, 6X17	6		
12	90131-K64-N10	BOLT, TORX, 5X10	3		
	90131-KPB-751	3		
13	90306-KGH-901	NUT, U, 12MM(FUJI SEIMITSU) ..	1		
14	91052-K24-901	BEARING, RADIAL BALL(6201U L) (NSK)	2		
	91052-K24-902	BEARING, RADIAL BALL(6201U L) (NTN)	2		
	91052-K24-903	BEARING, RADIAL BALL(6201U L) (FUJIKOSHI)	2		
	91052-K24-904	BEARING, RADIAL BALL(6201U L) (FAG)	2		
15	91251-KZR-601	DUST SEAL, 21X32X5(ARAI)	2		



F-21

REAR BRAKE CALIPER



K0W6F2100

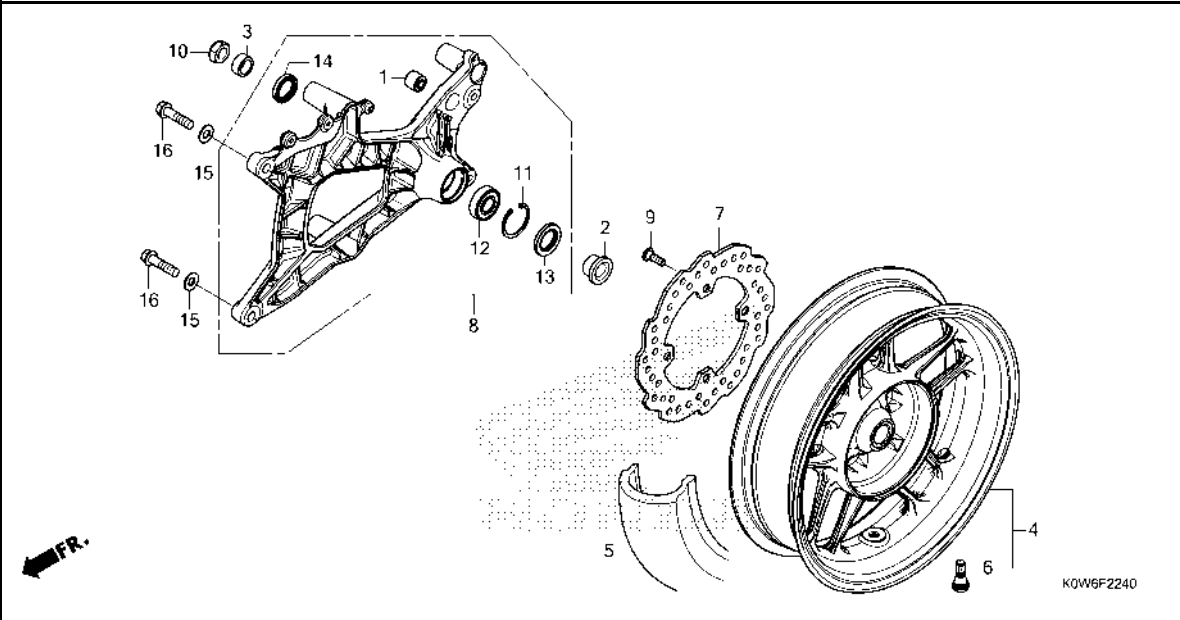
Ref. No.	L.O.N.	(Relative ref. Number) Description	F.R.T.
1	711140	SHOE(PAD) SET, BRAKE :REAR ...	0.1
3	7111D5	(2) PISTON, REAR BRAKE CALIPER ...	0.5
4	7111C1	.INCLUDES: Bleed brakes BRACKET, REAR CALIPER	0.1
5	711155	CALIPER, REAR BRAKE	0.4
		.INCLUDES: Bleed brakes	

Ref. No.	Part No.	Description	Reqd. QTY	Serial No.	Parts catalogue code
			ADV 160A P		
1	06435-K97-N01	PAD SET, RR. BRAKE	1		
2	06451-MA7-405	SEAL SET, PISTON	1		
3	43107-K40-F11	PISTON	1		
4	43110-KSV-J01	BRACKET COMP., RR.	1		
5	43150-K0W-N01	CALIPER SUB ASSY., RR.	1		
6	43234-S04-003	COVER, DUST	1		
7	43235-HP1-006	PIN B	1		
8	43240-KSV-J01	BOLT, FLANGE, 8X26	1		
9	43352-568-003	SCREW, BLEEDER(NISSIN)	1		
10	43353-461-771	CAP, BLEEDER	1		
11	45133-MA3-006	BOOT B	1		
12	90132-K0W-T00	BOLT, FLANGE, 8X40	2		



F-22-40

REAR WHEEL/SWINGARM



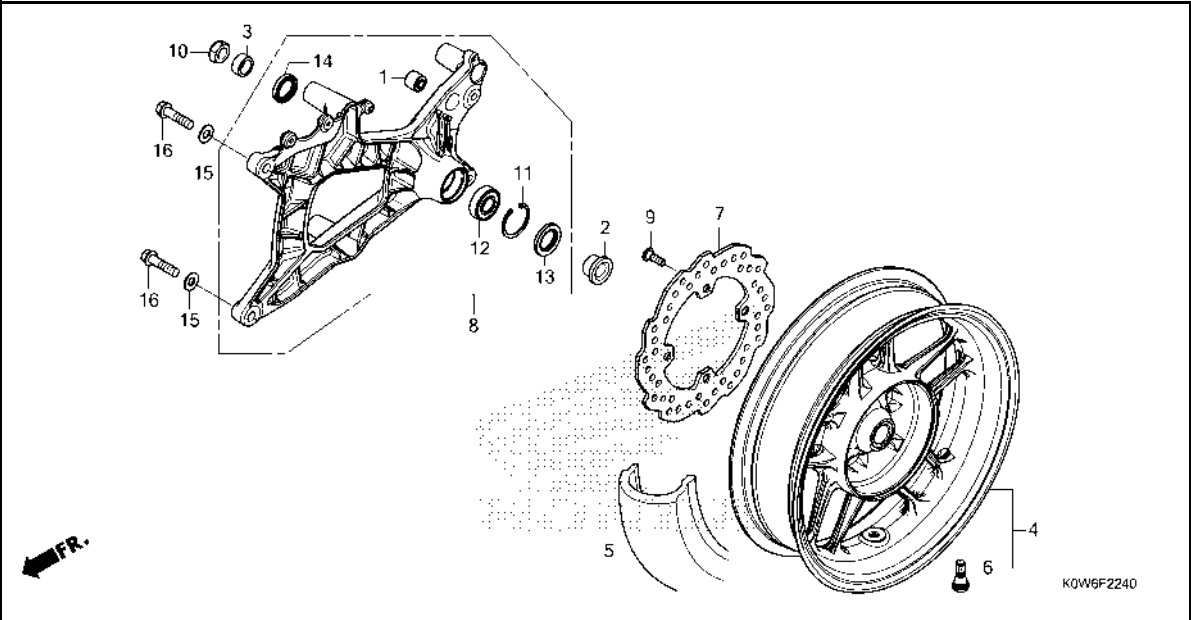
Ref. No.	L.O.N.	(Relative ref. Number) Description	F.R.T.
4	710118	REAR WHEEL	0.8
5	710142	REAR TIRE(ONE)	0.7
7	711145	DISC, REAR BRAKE	0.5
8	5121B0	SWINGARM ASSEMBLY	0.6
12	710133	BEARING, REAR WHEEL(ONE)	0.6

Ref. No.	Part No.	Description	Reqd. QTY ADV 160A P	Serial No.	Parts catalogue code
1	11203-K35-J00 11203-KVB-901	BUSH, RR. CUSHION UNDER RUBBER BUSH, RR. CUSHION UNDER RUBBER (HOKUSHIN)	1		
2	42311-K97-T00	COLLAR, RR. WHEEL SIDE	1		
3	42312-KVG-900	COLLAR B, RR. WHEEL SIDE	1		
4	42650-K0W-MA0ZA	WHEEL SUB ASSY., RR. *NH303M*	1		
5	42711-K0W-N01	TIRE, RR.(SRI) (130/70-13M/C 57P)	1		
6	42753-GM9-743 42753-KWF-901	VALVE, RIM(IRC)	1		
7	43251-K0W-N01	DISK, RR. BRAKE	1		
8	52100-K0W-NA0	SWINGARM ASSY., RR.	1		
9	90105-KGH-900	BOLT, BRAKE DISK, 8X24	4		
10	90305-KVB-901	NUT, U, 16MM	1		
11	90651-KZR-601 94520-40000	CIRCLIP, INTERNAL, 40MM	1		
12	91051-K35-V01	BEARING, RADIAL BALL, 6203UU L (NSK)	1		
	91051-K35-V02	BEARING, RADIAL BALL, 6203UU L (NTN)	1		
	91051-K35-V03	BEARING, RADIAL BALL, 6203UU L (FUJIKOSHI)	1		
	91051-K35-V04	BEARING, RADIAL BALL, 6203UU (FAG)	1		
13	91252-K35-V01	DUST SEAL, 25X40X5	1		



F-22-40

REAR WHEEL/SWINGARM



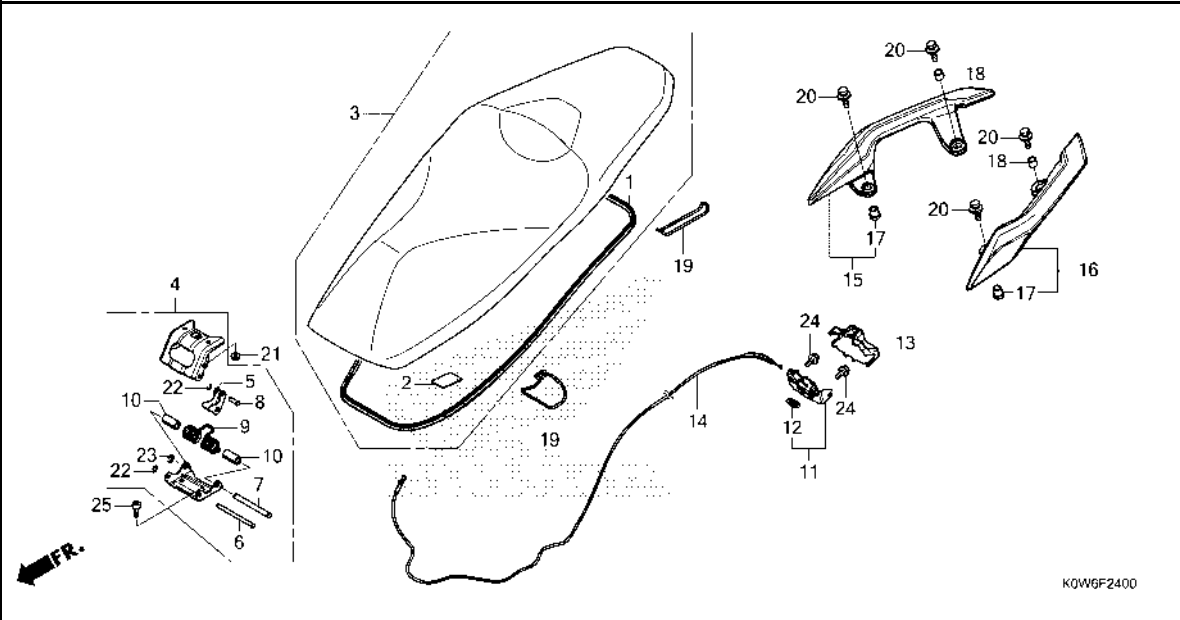
Ref. No.	Part No.	Description	Reqd. QTY		Serial No.	Parts catalogue code
			ADV	160A		

14	91253-K35-V01	DUST SEAL, 25X35X6		1		
15	94101-10000	WASHER, PLAIN, 10MM		2		
16	95701-10040-00	BOLT, FLANGE, 10X40		2		



F-24

SEAT



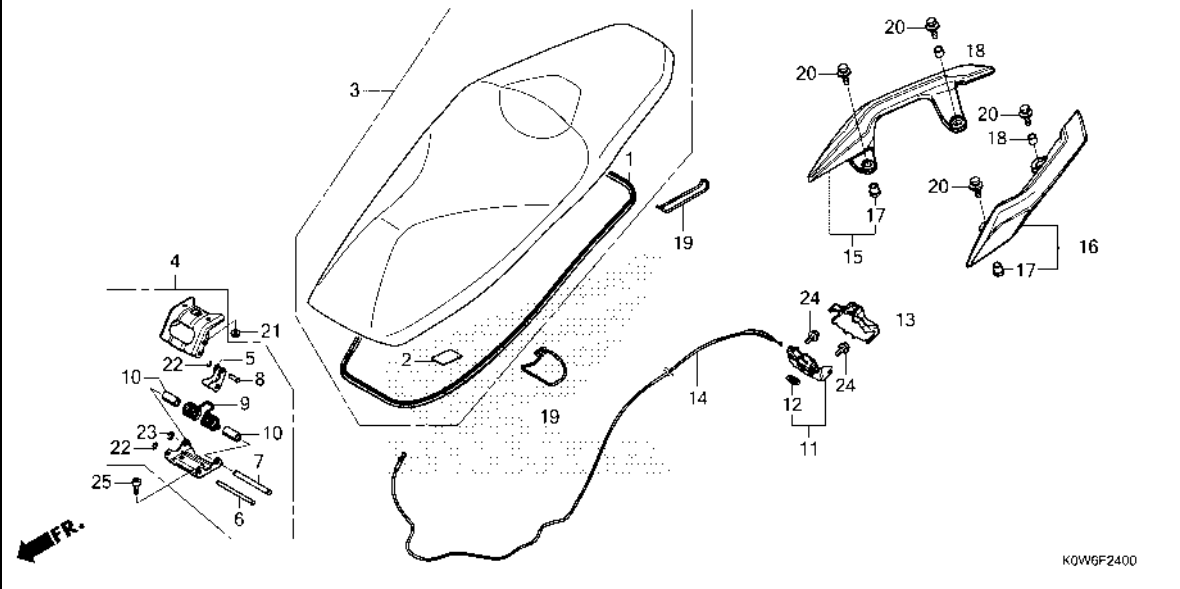
Ref. No.	L.O.N.	(Relative ref. Number) Description	F.R.T.
3	4131E4	SEAT :DOUBLE	0.1
4	4131P0	HINGE, SEAT	0.1
11	4131E8	CATCH, SEAT :REAR SIDE	0.6
14	811175	CABLE, SEAT LOCK	1.5
15	4131F4	RAIL, GRAB :RIGHT	0.1
16	4131F3	RAIL, GRAB :LEFT	0.1
	4131F5	RAIL, GRAB :BOTH	0.1

Ref. No.	Part No.	Description	Reqd. QTY ADV 160A P	Serial No.	Parts catalogue code
1	77115-K1Z-J10	RUBBER, SEAL	1		
2	77116-K0R-V00	CUSHION, HELMET	1		
3	77200-K0W-NA0ZA	SEAT COMP., DOUBLE *TYPE1*	1		
4	77210-K97-T00	HINGE ASSY., SEAT	1		
5	77213-K97-T00	LINK, SEAT HINGE(A)	1		
6	77215-K97-T00	PIN, SEAT HINGE(A)	1		
7	77216-K97-T00	PIN, SEAT HINGE(B)	1		
8	77217-K97-T00	PIN, SEAT HINGE(C)	1		
9	77218-K97-T00	SPRING, SEAT HINGE	1		
10	77219-K97-T00	COLLAR, SEAT HINGE	2		
11	77230-K35-V00	CATCH COMP., SEAT	1		
12	77234-K35-V00	SPRING, SEAT LOCK	1		
13	77237-K35-V00	COVER, SEAT CATCH	1		
14	77240-K1Z-J11	CABLE COMP., SEAT LOCK	1		
15	77330-K0W-NA0ZA	GRIP, R. RR. *NH436M* MAT GUNPOWDER BLACK METALLIC	1		
16	77340-K0W-NA0ZA	GRIP, L. RR. *NH436M* MAT GUNPOWDER BLACK METALLIC	1		
17	81202-K0W-NA0	COLLAR, RR. GRIP	2		
18	81202-KWF-900	COLLAR, CARRIER	2		
19	89012-KZL-930	BAND, TOOL	2		
20	93406-08030-07	BOLT-WASHER, 8X30	4		

3

F-24

SEAT

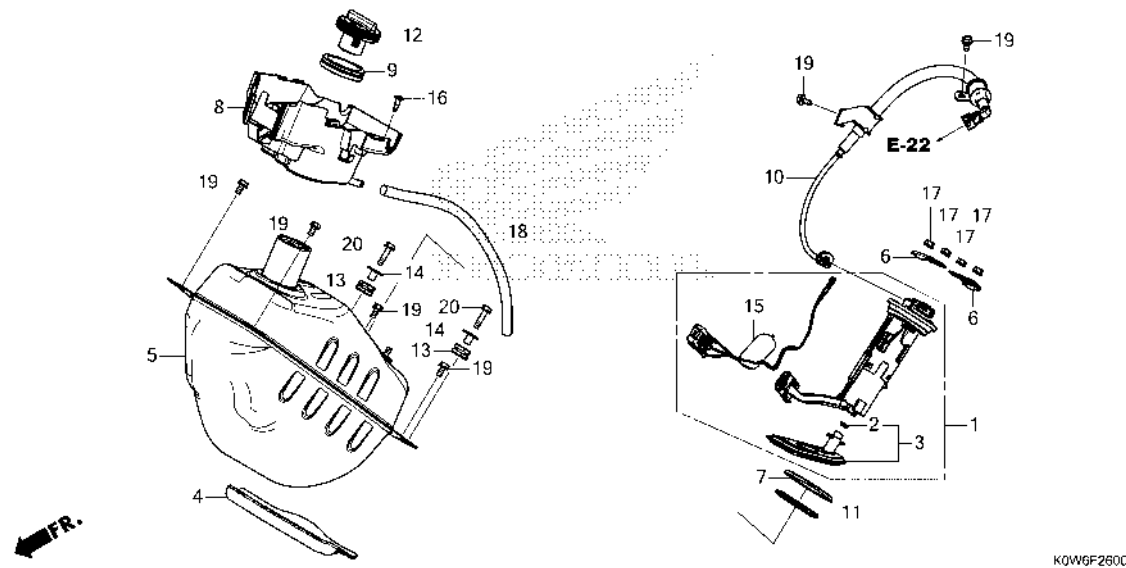


Ref. No.	Part No.	Description	Reqd. QTY		Serial No.	Parts catalogue code
			ADV	160A P		
21	94050-06080	NUT, FLANGE, 6MM.....	2			
22	94540-04017	E-RING, 4MM.....	2			
23	94540-06017	E-RING, 6MM.....	1			
24	95701-06012-08	BOLT, FLANGE, 6X12.....	2			
25	96600-06012-08	BOLT, SOCKET, 6X12.....	2			



F-26

FUEL TANK



Ref. No.	L.O.N.	(Relative ref. Number) Description	F.R.T.
1		(7,11)	
1	3101A0	PUMP, FUEL	2.9
3		(2)	
3	3101C7	FILTER, FUEL	3.0
5	310100	TANK, FUEL	2.9
8	3101A7	TRAY, FUEL TANK	1.7
10	310162	HOSE, FUEL FEED	2.1
15	617105	FUEL TANK SENDING UNIT	3.0

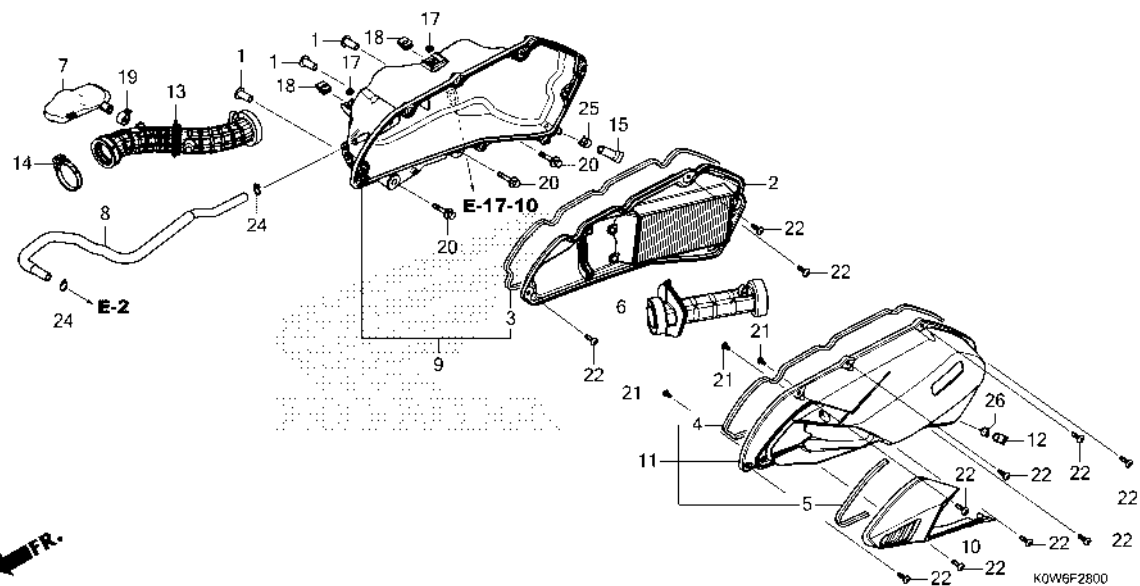
K0W6F2800

Ref. No.	Part No.	Description	Reqd. QTY ADV 160A P	Serial No.	Parts catalogue code
1	16700-K0W-NA1	PUMP UNIT, FUEL	1		
2	16706-K0J-N01	O-RING(P5)	1		
3	16707-K0W-NA1	FILTER SET	1		
4	17506-K1Z-J10	PLATE, FUEL TANK	1		
5	17510-K1Z-U10	TANK COMP., FUEL	1		
6	17517-GGL-J00	RETAINER, FUEL PUMP	2		
7	17518-GHB-602	SEAL, DUST (PT. CATURINDO AGUNG JAYA RUB)	1		
8	17525-K0W-NA0	TRAY, FUEL	1		
9	17527-K35-V00	RUBBER, FUEL SEAL	1		
10	17570-K0W-NA1	HOSE COMP., FUEL FEED	1		
11	17572-GHB-601	O-RING, FUEL PUMP(ARAI)	1		
12	17620-K1Z-N21	CAP COMP., FUEL FILLER	1		
13	33705-KW7-900	RUBBER A, TAILLIGHT MOUNTING	2		
14	33707-K1Z-N20	COLLAR, TAILLIGHT	2		
15	37800-K0W-NA1	FUEL UNIT	1		
16	90116-K0W-NA1	RIVET, PUSH	1		
17	94050-06000	NUT, FLANGE, 6MM	4		
18	95003-23038-31	TUBE, VINYL, 8X12X380 (95003-23001-60M)	1		
19	95701-06012-00	BOLT, FLANGE, 6X12	6		
20	95701-06025-00	BOLT, FLANGE, 6X25	2		

3

F-28

AIR CLEANER

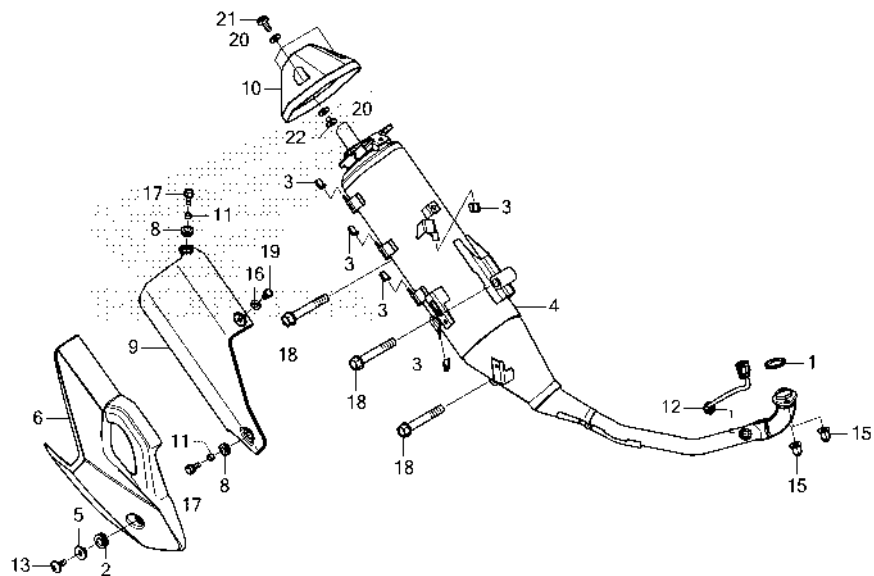


Ref. No.	L.O.N.	(Relative ref. Number) Description	F.R.T.
2	(3,4,6)		
312105		ELEMENT, AIR CLEANER	0.2
7	3121C1	RESONATOR	0.4
9	3121A5	CASE, AIR CLEANER	0.7
11	(5,10)		
312102		COVER, AIR CLEANER CASE	0.2
13	3121B6	TUBE, AIR CLEANER CONNECTING ..	0.7

Ref. No.	Part No.	Description	Reqd. QTY	Serial No.	Parts catalogue code
1	17208-GFM-970	COLLAR, AIR CLEANER SETTING..	3		
2	17210-K1Z-N20	ELEMENT COMP., AIR CLEANER	1		
		(WOL)	1		
3	17213-K97-T00	SEAL, AIR CLEANER	1		
4	17213-K97-T00	SEAL, AIR CLEANER	1		
5	17214-K1Z-J10	SEAL, AIR CLEANER DUCT	1		
6	17215-K1Z-J10	DUCT, AIR CLEANER	1		
7	17216-K1Z-J10	RESONATOR	1		
8	17218-K1Z-J10	TUBE, BREATHER	1		
9	17225-K1Z-N20	CASE SUB ASSY., AIR CLEANER..	1		
10	17234-K1Z-J10	COVER, AIR CLEANER DUCT	1		
11	17235-K1Z-N20	COVER SUB ASSY., AIR CLEANER..	1		
12	17236-KVB-900	PLUG, AIR CLEANER DRAIN	1		
13	17253-K1Z-J10	TUBE, AIR CLEANER CONNECTING..	1		
14	17256-K0R-V00	BAND, AIR CLEANER CONNECTING	1		
		TUBE(44)	1		
15	17261-KVB-T00	TUBE, DRAIN	1		
17	80108-K45-N40	COLLAR, RR. FENDER	2		
18	90311-MT3-000	NUT, CLIP, 6MM	2		
19	90678-K38-900	CLIP, RESONATOR	1		
20	93404-06035-07	BOLT-WASHER, 6X35	3		
21	93903-24380	SCREW, TAPPING, 4X12	3		
22	93903-25480	SCREW, TAPPING, 5X20	11		
24	95002-02130	CLIP, TUBE(B12.5)	2		
25	95002-41200-08	CLAMP, TUBE(D12)	1		
26	95002-80000	CLIP, TUBE(C12)	1		

F-30

EXHAUST MUFFLER



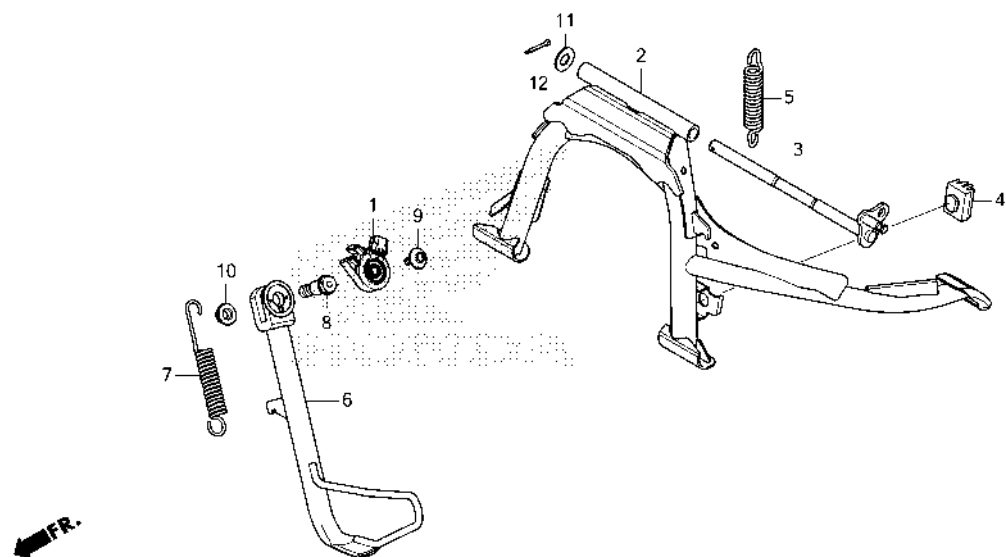
FR. →
K0W6F3000

Ref. No.	L.O.N.	(Relative ref. Number) Description	F.R.T.
1	3131B4	GASKET, EXHAUST PIPE	0.2
4	313120	MUFFLER	0.3
6	3131B3	COVER, MUFFLER :FRONT	0.1
9	3131D3	COVER, MUFFLER :REAR	0.1
	3131K5	COVER, MUFFLER :BOTH	0.1
10	3131F2	CAP, MUFFLER END	0.1
12	617121	SENSOR, OXYGEN	0.2

Ref. No.	Part No.	Description	Reqd. QTY ADV 160A P	Serial No.	Parts catalogue code
1	18291-GE2-921	GASKET, EX. PIPE	1		
2	18293-HL4-A00	RUBBER, PROTECTOR MOUNTING...	1		
3	18293-MCA-A20	RUBBER, PROTECTOR PACKING...	5		
4	18300-K0W-MA0	MUFFLER COMP., EX.	1		
5	18316-KVB-900	COLLAR, MUFFLER PROTECTOR...	1		
6	18318-K0W-NA0	PROTECTOR, MUFFLER	1		
8	18345-MBT-610	RUBBER, PROTECTOR MOUNTING...	2		
9	18358-K0W-NA0	COVER A, MUFFLER	1		
10	18359-K0W-TA0	CAP, TAIL	1		
11	33619-459-840	COLLAR, WINKER STAY	2		
12	36532-K2S-N01	SENSOR, OXYGEN	1		
13	90107-K26-900	BOLT, SPECIAL, 6X16	1		
15	90304-K1A-N00	NUT, HEX. CAP, 7MM	2		
	90304-MJ0-920	NUT, CAP, 7MM	2		
16	94101-06000	WASHER, PLAIN, 6MM	1		
17	95701-06014-00	BOLT, FLANGE, 6X14	2		
18	95701-10065-07	BOLT, FLANGE, 10X65	3		
19	96001-06008-00	BOLT, FLANGE, 6X8	1		
20	18365-K77-V00	WASHER, RUBBER	6		
21	90103-K56-N10	SCREW, PAN, 5X15	3		
22	90501-K40-F00	COLLAR	3		

F-35

STAND



K0W6F3500

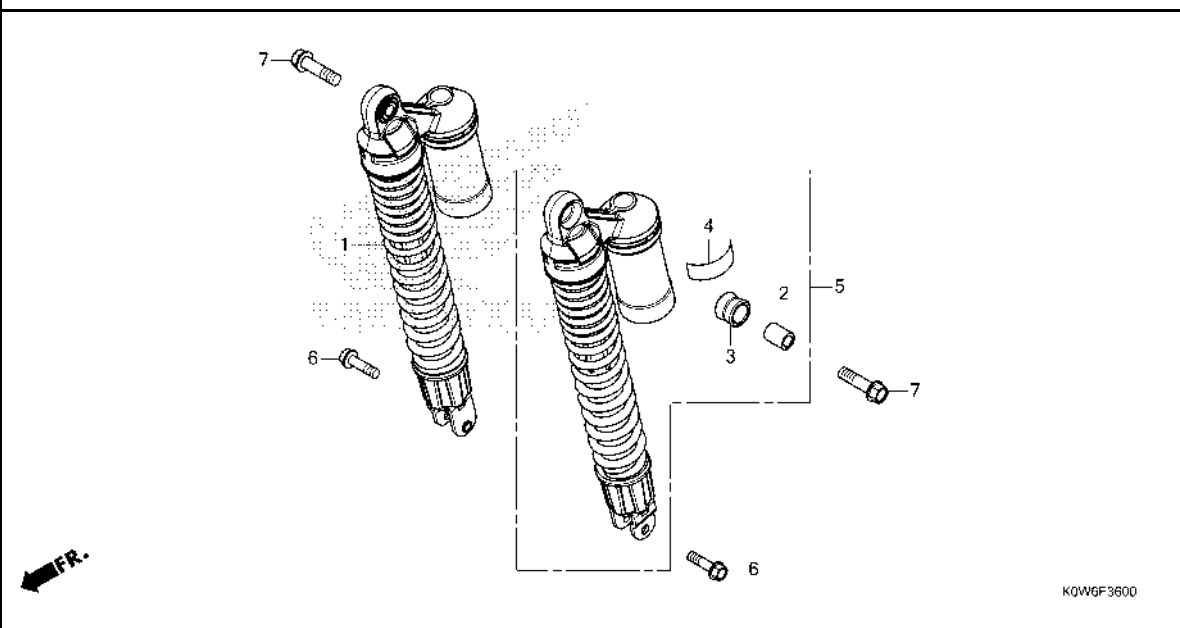
Ref. No.	L.O.N.	(Relative ref. Number) Description	F.R.T.
1	615195	SWITCH, SIDE STAND	0.4
2		(3)	
	410175	STAND, MAIN	0.2
5	410176	SPRING, MAIN STAND	0.1
6	410180	BAR, SIDE STAND	0.5
7	410182	SPRING, SIDE STAND	0.4

Ref. No.	Part No.	Description	Reqd. QTY	Serial No.	Parts catalogue code
			ADV 160A P		
1	35700-K0J-N01	SWITCH ASSY., SIDE STAND (ALPS ALPINE)	1		
2	50500-K0W-NA0	STAND COMP., MAIN	1		
3	50503-K97-N00	SHAFT, MAIN STAND	1		
4	50505-GR1-710	RUBBER, STAND STOPPER	1		
5	50520-KVB-900	SPRING, MAIN STAND	1		
6	50530-K0W-NA0	BAR COMP., SIDE STAND	1		
7	50535-KW7-900	SPRING, SIDE STAND	1		
8	90108-MK6-670	BOLT, SIDE STAND PIVOT	1		
9	90132-KYJ-960	BOLT, SPECIAL, 6X16	1		
10	90203-KVB-900	NUT, SIDE STAND	1		
11	94101-10800	WASHER, PLAIN, 10MM	1		
12	94201-30200	PIN, SPLIT, 3.0X20	1		



F-36

REAR CUSHION



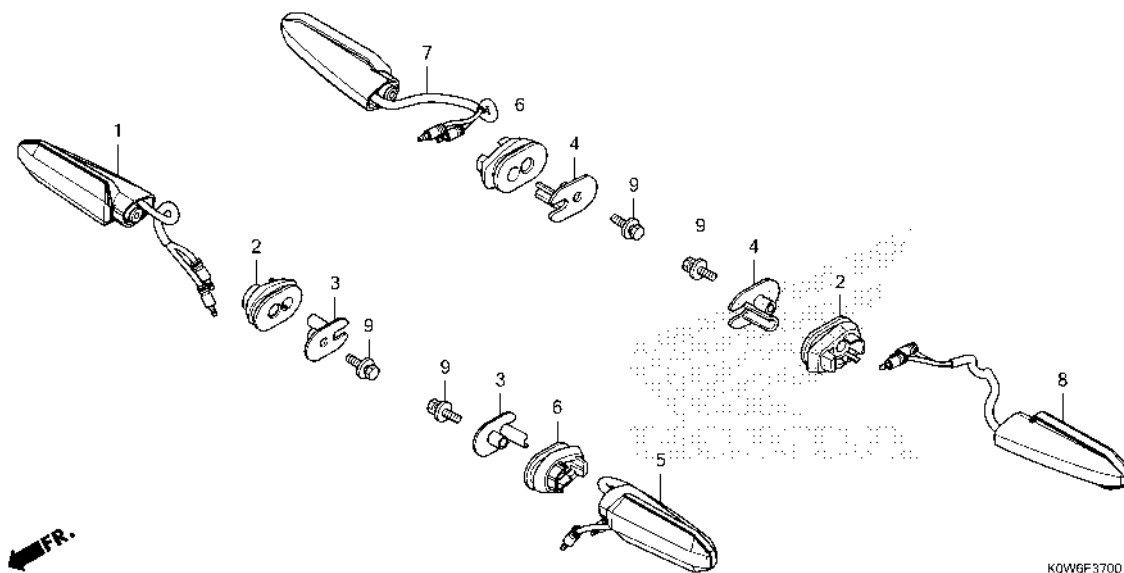
Ref. No.	L.O.N.	(Relative ref. Number) Description	F.R.T.
1	5121B7	CUSHION ASSY., REAR :RIGHT ...	0.6
5	5121B6	CUSHION ASSY., REAR :LEFT	0.8
	5121B8	CUSHION ASSY., REAR :BOTH	0.9

Ref. No.	Part No.	Description	Reqd. QTY	Serial No.	Parts catalogue code
			ADV 160A P		
1	52400-K0W-NA1	CUSHION ASSY., R. RR.	1		
2	52486-KBW-901	COLLAR, RUBBER BUSH.....	2		
3	52489-399-601	BUSH, UPPER RUBBER(SHOWA)....	2		
4	52497-MEE-003	MARK, SHOWA	2		
5	52500-K0W-NA1	CUSHION ASSY., L. RR.	1		
6	95801-08030-00	BOLT, FLANGE, 8X30	2		
7	95801-10038-00	BOLT, FLANGE, 10X38	2		



F-37

WINKER



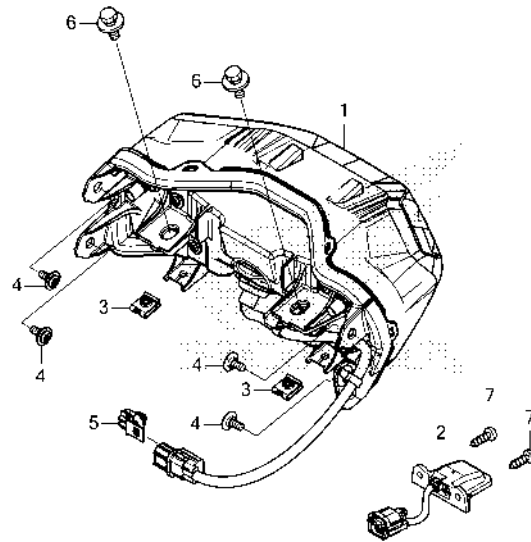
Ref. No.	L.O.N.	(Relative ref. Number) Description	F.R.T.
1	6161C4	WINKER :RIGHT FRONT	0.5
5	6161C3	WINKER :LEFT FRONT	0.5
	6161C5	WINKER :BOTH FRONT	0.7
7	6161C7	WINKER :RIGHT REAR	0.4
8	6161C6	WINKER :LEFT REAR	0.4
	6161C8	WINKER :BOTH REAR	0.5

Ref. No.	Part No.	Description	Reqd. QTY ADV 160A P	Serial No.	Parts catalogue code
1	33400-K0W-H11	WINKER ASSY., R. FR.....	1		
2	33412-KZZ-J00	RUBBER, R. WINKER MOUNTING... (R. FR./L. RR.)	2		
3	33415-K0W-H30	COLLAR, WINKER.....	2		
4	33415-K0W-H30	COLLAR, WINKER.....	2		
5	33450-K0W-H11	WINKER ASSY., L. FR.....	1		
6	33452-KZZ-J00	RUBBER, L. WINKER MOUNTING... (L. FR./R. RR.)	2		
7	33600-K59-M01	WINKER ASSY., R. RR.....	1		
8	33650-K59-M01	WINKER ASSY., L. RR.....	1		
9	93411-05025-00	BOLT-WASHER, 5X25.....	4		



F-38

TAILLIGHT



K0W6F3800

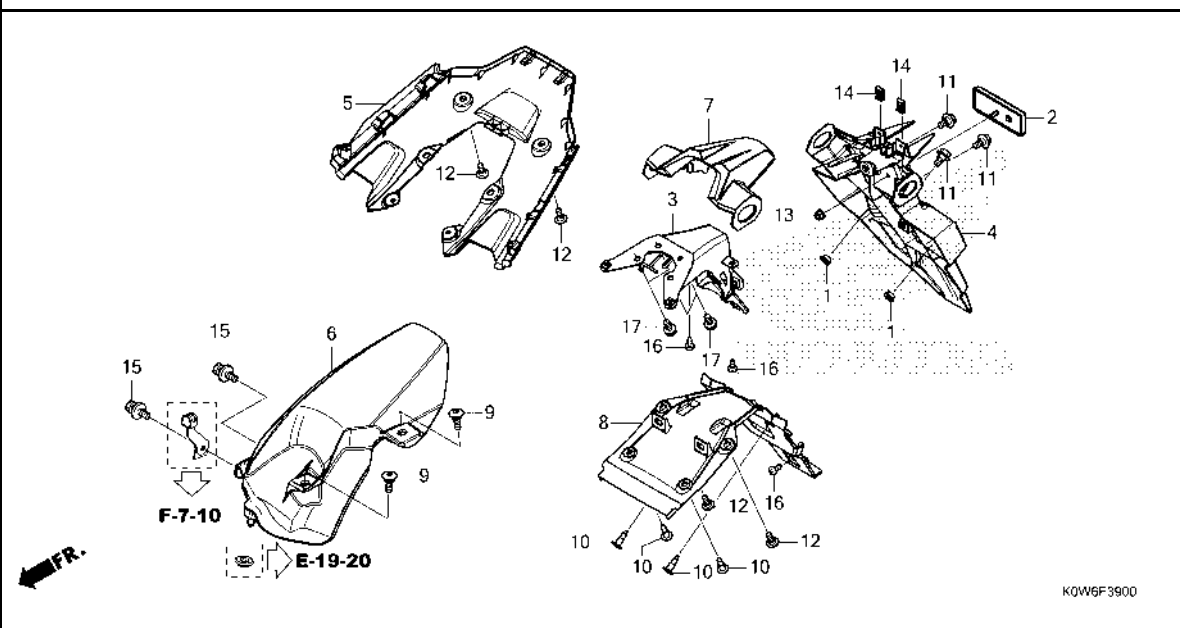
Ref. No.	L.O.N.	(Relative ref. Number) Description	F.R.T.
1	6161D5	TAILLIGHT UNIT	0.7
2	6161D8	LIGHT, LICENSE	0.5

3

Ref. No.	Part No.	Description	Reqd. QTY ADV 160A P	Serial No.	Parts catalogue code
1	33701-K0W-N01	TAILLIGHT UNIT	1		
2	33720-K0W-N01	LIGHT ASSY., LICENSE	1		
3	90320-GC3-000	NUT, SPRING, 5MM	2		
4	91509-GE2-760	SCREW, PAN, 5X11.5	4		
5	90651-K2T-V01	CLIP, COUPLER(DARK BROWN)	1		
6	93404-06012-00	BOLT-WASHER, 6X12	2		
7	93903-34480	SCREW, TAPPING, 4X16	2		

F-39

REAR FENDER



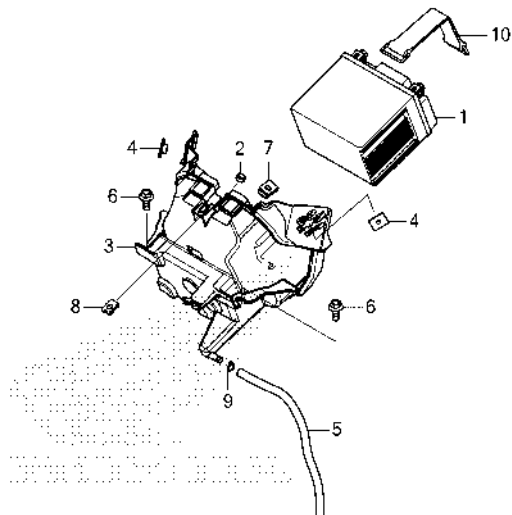
Ref. No.	L.O.N.	(Relative ref. Number) Description	F.R.T.
3	4131M7	STAY, REAR FENDER	0.3
4	413105	FENDER A, REAR	0.4
5	6161AD	COVER, TAILLIGHT :UNDER	0.6
6	413111	FENDER C, REAR	0.1
7	4131T9	FENDER, REAR :UPPER	0.4
8	4131U0	FENDER, REAR :LOWER	0.2

Ref. No.	Part No.	Description	Reqd. QTY ADV 160A P	Serial No.	Parts catalogue code
1	19416-K36-H00	COLLAR	2		
2	33741-KVC-681	REFLECTOR, REFLEX	1		
	33741-MS6-921	REFLECTOR, REFLEX(STANLEY) ...	1		
3	50186-K0W-NA0ZA	BRACKET, RR. FENDER *NHA40M* MAT CRYPTON SILVER METALLIC	1		
4	80101-K0W-N00	FENDER A, RR.	1		
5	80102-K0W-NA0	COVER, RR. CENTER LOWER	1		
6	80103-K0W-NA0	FENDER C, RR.	1		
7	80106-K0W-N00	COVER, RR. FENDER UPPER	1		
8	80107-K0W-NA0	COVER, RR. FENDER LOWER	1		
9	90101-K29-900	BOLT, SOCKET, 6X18	2		
10	90116-K0W-NA1	RIVET, PUSH	4		
11	90116-KVB-900	BOLT, FLANGE, 6MM	3		
12	90134-KPP-T00	SCREW, PAN, 5X14	4		
13	90301-KWN-901	NUT, U, 5MM	1		
14	90302-KWW-A00	NUT, SPRING, 4MM	2		
15	93404-06014-07	BOLT-WASHER, 6X14	2		
16	93903-24380	SCREW, TAPPING, 4X12	3		
17	95701-06012-08	BOLT, FLANGE, 6X12	4		



F-40

BATTERY



FR.

K0W6F4000

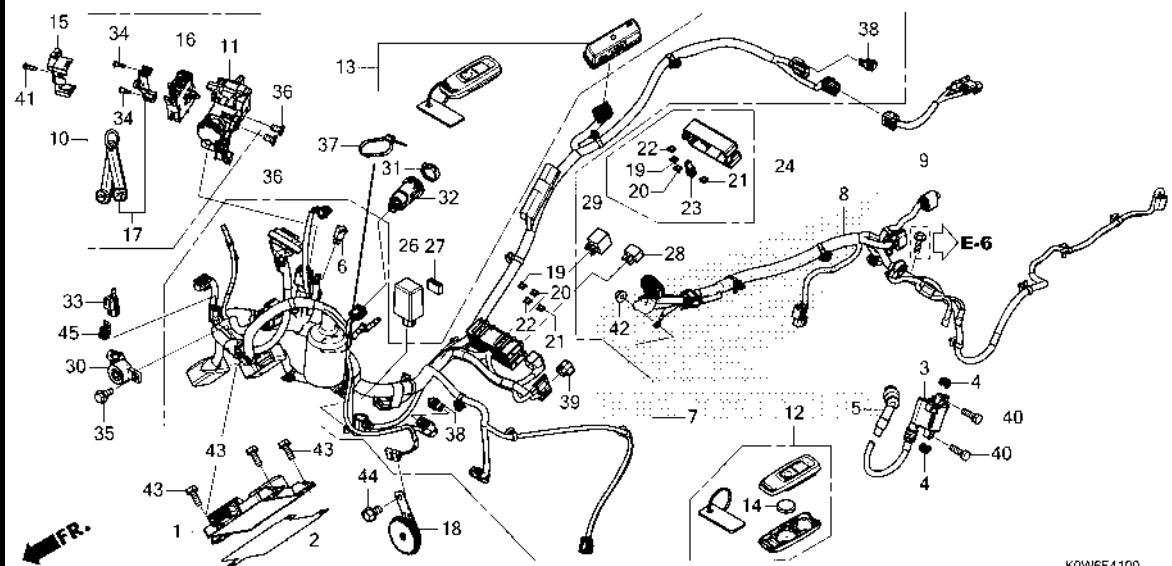
Ref. No.	L.O.N.	(Relative ref. Number) Description	F.R.T.
1	610100	BATTERY	0.2
3	410185	BOX, BATTERY	1.5

Ref. No.	Part No.	Description	Reqd. QTY ADV 160A P	Serial No.	Parts catalogue code
1	31500-KWN-902	BATTERY(YTZ6V)(YUASA)	1		
2	80108-K45-N40	COLLAR, RR. FENDER	1		
3	81320-K1Z-T00	BOX, BATTERY	1		
4	81321-K97-T00	NUT, SPECIAL, 6X7	2		
5	81324-K1Z-J10	TUBE, BATTERY DRAIN	1		
6	90111-162-000	BOLT, FLANGE, 6MM	2		
7	90311-MT3-000	NUT, CLIP, 6MM	1		
8	90677-KAN-T00	NUT, CLIP, 5MM	1		
9	95002-02080	CLIP, TUBE(B8)	1		
10	95012-13001	BAND B2, BATTERY(120MM)	1		

3

F-41

WIRE HARNESS/FOB KEY



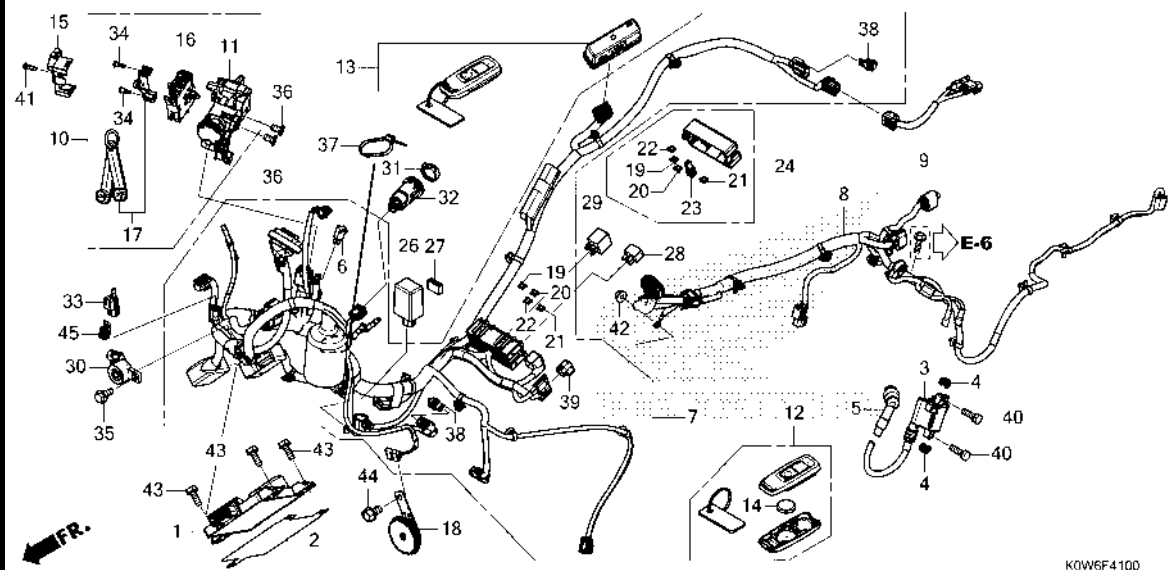
Ref. No.	L.O.N.	(Relative ref. Number) Description	F.R.T.
1	618135	ENGINE CONTROL MODULE(ECM)INCLUDES: Authentication ID number memorization	2.1
3	614105	COIL, IGNITION	1.4
5	6141E3	CAP, NOISE SUPPRESSOR	0.2
6	6131E0	DIODE	0.5
7	611100	HARNESS, WIRE	3.0
8	611142	SUB HARNESS, ENGINE	2.8
9	6111F0	SUB HARNESS, REAR	0.4
10		(11)	
	6151K9	SWITCH, HANDLE LOCK	3.0
13	6181D3	CONTROL UNIT, SMART	0.9
		.INCLUDES: Authentication ID number memorization	
16	6151E8	SWITCH, SEAT AND BOX	1.5
18	616169	HORN	0.2
26	6111C3	RELAY, WINKER	1.0
28	611155	RELAY, MAIN	0.2
29	6111C5	RELAY, STARTER	0.2
30	6161AB	BUZZER, ELECTRON	0.9
32	6111Z4	CHARGER UNIT, USB	1.5
33	617166	SENSOR, OPEN AIR TEMP	0.8

Ref. No.	Part No.	Description	Reqd. QTY	Serial No.	Parts catalogue code
			ADV 160A P		
1	30400-K0W-MA1	CONTROL UNIT, ENGINE.....	1		
2	30401-K1Z-J10	COVER, ENGINE CONTROL UNIT...	1		
3	30510-K1N-V01	COIL COMP., IGNITION.....	1		
4	30520-GFM-900	SPACER, IGNITION COIL.....	2		
5	30700-K0R-V01	CAP ASSY., NOISE SUPPRESSOR..	1		
6	32146-SH3-003	CONNECTOR, DIODE(2P).....	1		
7	32100-K0W-MA0	HARNESS, WIRE	1		
8	32104-K0W-NA0	SUB HARNESS, ENGINE	1		
9	32105-K0W-NA0	SUB HARNESS, RR.....	1		
10	35100-K1Z-J11	SWITCH ASSY., HANDLE LOCK....	1		
11	35101-K1Z-J11	SWITCH COMP., HANDLE LOCK....	1		
12	35111-K0W-MA1	FOB ASSY.	2		
13	35141-K0W-MA0	CONTROL UNIT, SMART.....	1		
14	35148-K1W-D00	BATTERY(CR2032)(MURATA).....	2		
	35148-K78-N10	BATTERY(CR2032)(PANASONIC)...	2		
	72148-S04-000	BATTERY(CR2032)(MAXELL).....	2		
15	35191-K53-D01	COVER, CABLE.....	1		
16	35193-K0R-V01	SWITCH ASSY., SEAT OPENER....	1		
17	35194-K1Z-J11	KEY SET, EMERGENCY.....	1		
18	38120-K0W-H11	HORN COMP.(LOW).....	1		
19	38221-SNA-A41	FUSE, BLADE(10A).....	5		
20	38221-SNA-A51	FUSE, BLADE(15A).....	2		
21	38221-SNA-A81	FUSE, BLADE(30A).....	2		
22	38221-TZ3-A01	FUSE, BLADE(5A).....	7		
23	38235-SNA-A01	PULLER, MINI FUSE	1		



F-41

WIRE HARNESS/FOB KEY



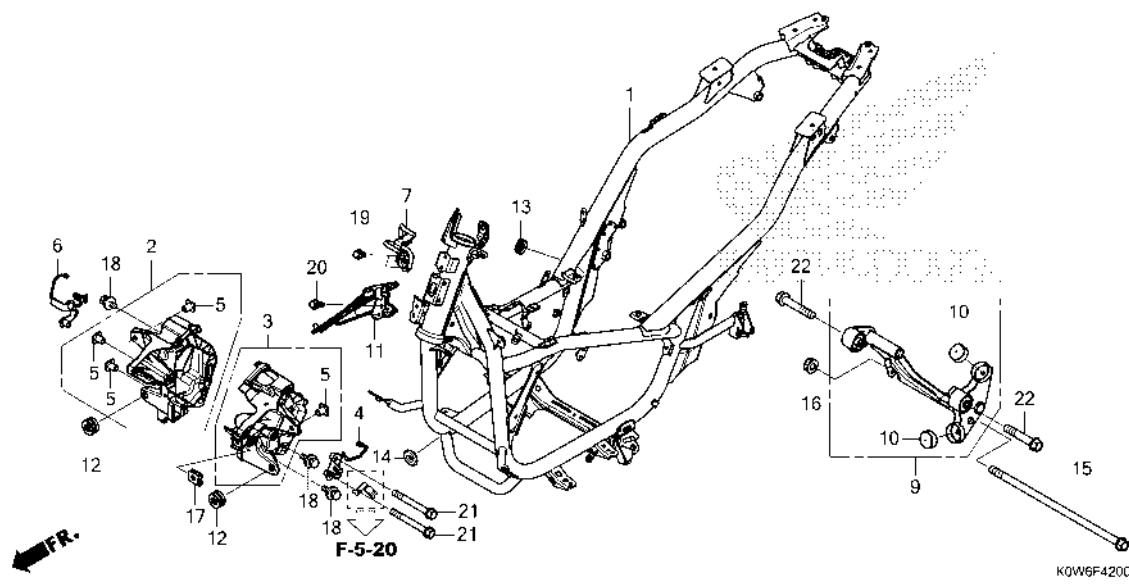
K0W6F4100

Ref. No.	Part No.	Description	Reqd. QTY ADV 160A P	Serial No.	Parts catalogue code
24	38255-K0W-NB1	COVER ASSY., POWER BOX	1		
26	38301-MKJ-D01	RELAY COMP., WINKER(LED)	1		
27	38306-KK4-000	SUSPENSION, WINKER RELAY (MITSUBA)	1		
28	38501-KVZ-631	RELAY ASSY., POWER (MICRO ISO 4P)(MITSUBA)	1		
29	38502-KWN-901	RELAY COMP., POWER(5P) (PANASONIC)	1		
30	38720-K0W-T01	BUZZER ASSY.(NIKKO)	1		
31	38941-K2F-N01	CAP	1		
32	38950-K2F-N01	CHARGER UNIT, USB(TYPE-A)	1		
33	80525-K1W-V11	SENSOR ASSY., AMBIENT	1		
34	90104-K53-D01	SCREW, OPENER SET	2		
35	90107-KVB-900	BOLT, SPECIAL, 6MM	1		
36	90164-KZL-A00	SCREW, U-LOCK FLAT, 6X12	2		
37	90651-KV6-003	BAND, WIRE, 165MM(BLACK)	1		
38	91535-TA0-003	CLIP, COUPLER(DARK BROWN)	2		
39	91771-MKK-H11	CAP, DUMMY(6P)(RED)	1		
40	92101-06022-4J	BOLT, HEX., 6X22	2		
41	93901-24320	SCREW, TAPPING, 4X12	1		
42	94050-06000	NUT, FLANGE, 6MM	1		
43	95701-06014-00	BOLT, FLANGE, 6X14	3		
44	95701-08016-00	BOLT, FLANGE, 8X16	1		
45	90651-K2T-V01	CLIP, COUPLER(DARK BROWN)	1		



F-42

FRAME BODY



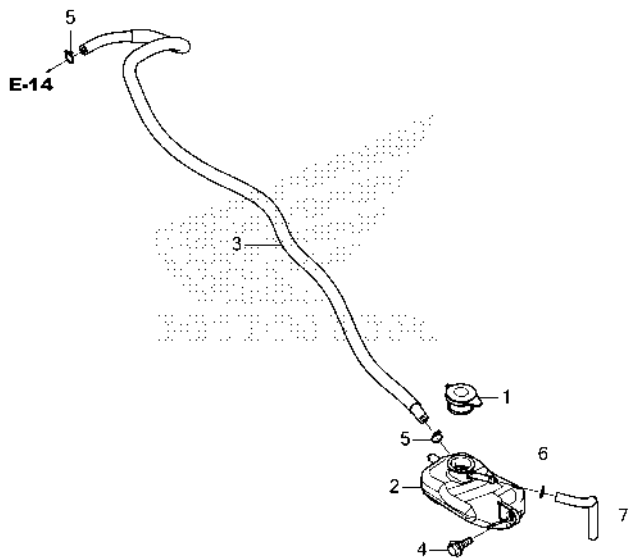
Ref. No.	L.O.N.	(Relative ref. Number) Description	F.R.T.
1	410100	BODY, FRAMEINCLUDES: Engine removal and installation	6.4
2	4111S4	STAY, FRONT COVER :RIGHT	1.7
3	4111S3	STAY, FRONT COVER :LEFT	1.7
	4111AY	STAY, FRONT COVER :BOTH	1.8
9	4101B5	LINK, ENGINE HANGERINCLUDES: Engine removal and installation	3.3

Ref. No.	Part No.	Description	Reqd. QTY ADV 160A P	Serial No.	Parts catalogue code
1	50100-K0W-NA0	BODY COMP., FRAME	1		
2	50311-K0W-NA0	STAY, R. FR. COVER	1		
3	50312-K0W-NA0	STAY, L. FR. COVER	1		
4	50313-K1Z-J10	GUIDE, BRAKE HOSE	1		
5	50315-K97-T00	NUT, FR. COVER STAY	4		
6	50316-K0W-NA0	COLLAR COMP., FR.	1		
7	50330-K97-N11	STAY B, BRAKE HOSE JOINT	1		
9	50350-K0W-NA0	LINK ASSY., ENGINE HANGER ...	1		
10	50352-K40-A00	RUBBER, STOPPER	2		
11	50622-K0W-NA0	STAY COMP., ECU	1		
12	61304-415-000	RUBBER, HEADLIGHT CASE			
		MOUNTING	2		
13	77250-K01-900	GROMMET, SEAT LOCK CABLE	1		
14	83551-376-000	GROMMET, SIDE COVER	1		
15	90105-K0R-V00	BOLT, FLANGE, 10X255	1		
16	90304-KGH-901	NUT, U, 10MM(FUJI SEIMITSU) ..	1		
17	90305-GEE-710	NUT, CLIP, 6MM	1		
18	93404-06012-08	BOLT-WASHER, 6X12	3		
19	95701-06012-08	BOLT, FLANGE, 6X12	2		
20	95701-06016-08	BOLT, FLANGE, 6X16	2		
21	95801-08070-08	BOLT, FLANGE, 8X70	2		
22	95801-10055-00	BOLT, FLANGE, 10X55	2		



F-43

RESERVE TANK



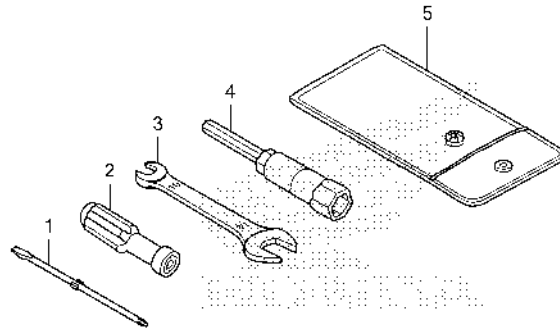
Ref. No.	L.O.N.	(Relative ref. Number) Description	F.R.T.
2	115110	TANK, RADIATOR RESERVE	0.4
3	1151E5	TUBE, RADIATOR RESERVE TANK ..	1.5

Ref. No.	Part No.	Description	Reqd. QTY ADV 160A P	Serial No.	Parts catalogue code
1	19109-KBP-900	CAP, RESERVE TANK	1		
2	19111-K0W-NA0	TANK, RESERVE	1		
3	19118-K1Z-J10	TUBE, RESERVE TANK	1		
4	90106-MM9-000	BOLT, FR. FENDER FIXING	1		
5	95002-02100	CLIP, TUBE(B10)	2		
6	95002-50000	CLIP, TUBE(C9)	1		
7	95005-50100-30	TUBE, 5X100(95005-50001-30M) ..	1		

3

F-46

TOOLS



K0W6F4600

Ref. L.O.N. (Relative ref. Number) F.R.T.
No. Description

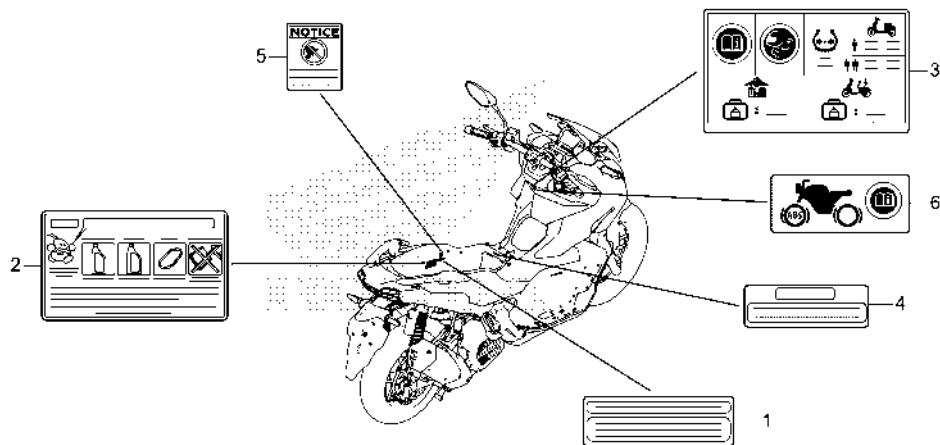
NO INFORMATION

Ref. No.	Part No.	Description	Reqd. QTY		Serial No.	Parts catalogue code
			ADV	P		
1	89102-538-000	DRIVER, SCREW(NO.2 + -).....	1			
2	89103-538-000	GRIP.....	1			
3	89211-KWW-640	SPANNER, 10X14.....	1			
4	89216-K1Z-J10	WRENCH, BOX(P14).....	1			
5	89219-KGH-900	BAG, TOOL, 160MM.....	1			



F-47

CAUTION LABEL



K0W6F4700

Ref. No.	L.O.N. (Relative ref. Number)	Description	F.R.T.
----------	-------------------------------	-------------	--------

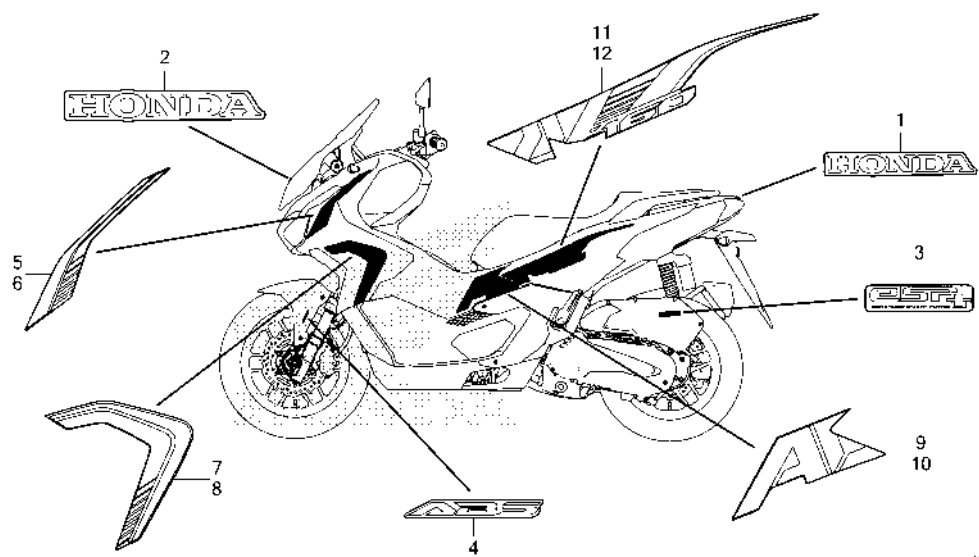
NO INFORMATION



Ref. No.	Part No.	Description	Reqd. QTY	Serial No.	Parts catalogue code
1	87503-KVB-860	LABEL, COOLANT INFORMATION...	1		
2	87504-K97-S00	LABEL, REPLACEMENT INFORMATION	1		
3	87505-K0W-NA0	LABEL, TIRE & DRIVE & CARGO...	1		
4	87506-KGH-970	MARK, BATTERY CAUTION.....	1		
5	87509-KWP-900	LABEL, AIR CLEANER ELEMENT	1		
		NOTICE	1		
6	87514-K26-C10	LABEL, ABS INFORMATION(1CH)...	1		

F-48

MARK/STRIPE



K0W6F4800

Ref. L.O.N. (Relative ref. Number) F.R.T.
No. Description

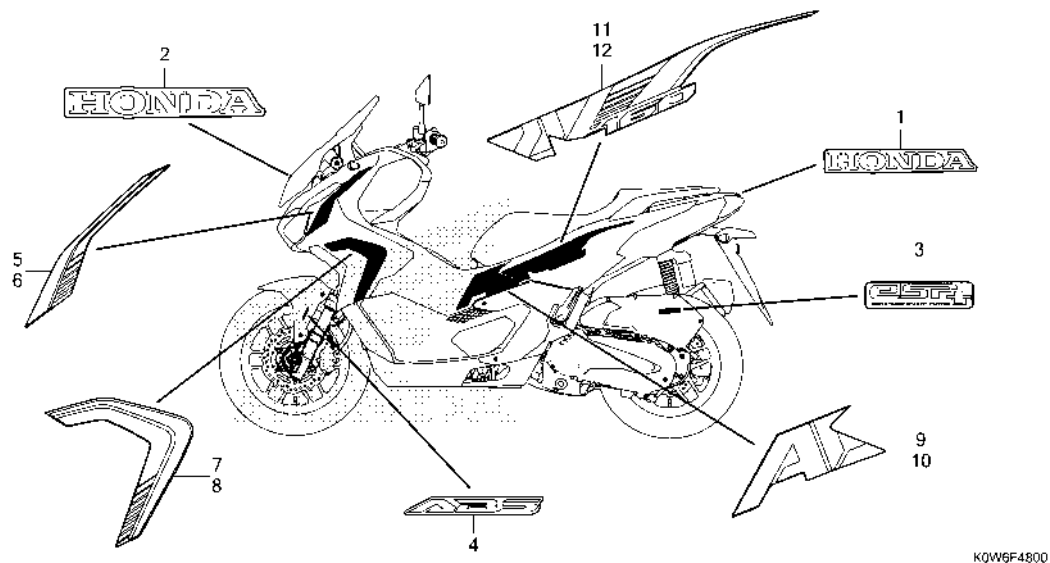
NO INFORMATION

Ref. No.	Part No.	Description	Reqd. QTY ADV 160A P	Serial No.	Parts catalogue code
1	86101-K41-N00ZA	MARK, HONDA(65MM) *TYPE1*.....	1		
2	86103-K0W-N20ZA	MARK, HONDA(80MM) *TYPE1*.....	1		
3	86170-K0R-V00	MARK, ENGINE.....	1		
4	86611-K0W-M10ZA	MARK, ABS *TYPE2*.....	1		
5	86641-K0W-MA0ZB	STRIPE, R. FR. SIDE COVER(A) *TYPE2*.....	1		
	86641-K0W-MA0ZC	*TYPE1*.....	1		
6	86642-K0W-MA0ZB	STRIPE, L. FR. SIDE COVER(A) *TYPE2*.....	1		
	86642-K0W-MA0ZC	*TYPE1*.....	1		
7	86643-K0W-MA0ZB	STRIPE, R. FR. SIDE COVER(B) *TYPE2*.....	1		
	86643-K0W-MA0ZC	*TYPE1*.....	1		
8	86644-K0W-MA0ZB	STRIPE, L. FR. SIDE COVER(B) *TYPE2*.....	1		
	86644-K0W-MA0ZC	*TYPE1*.....	1		
9	86645-K0W-MA0ZB	STRIPE, R. CENTER SIDE COVER *TYPE2*.....	1		
	86645-K0W-MA0ZC	*TYPE1*.....	1		
10	86646-K0W-MA0ZB	STRIPE, L. CENTER SIDE COVER *TYPE2*.....	1		
	86646-K0W-MA0ZC	*TYPE1*.....	1		
11	86831-K0W-MA0ZB	STRIPE, R. BODY COVER *TYPE2*.....	1		



F-48

MARK/STRIPE




K0W6F4800

Ref. No.	Part No.	Description	Reqd. QTY		Serial No.	Parts catalogue code
			ADV	P		
11)	86831-K0W-MA0ZC	STRIPE, R. BODY COVER				
		TYPE1.....	1			
12	86832-K0W-MA0ZB	STRIPE, L. BODY COVER				
		TYPE2.....	1			
	86832-K0W-MA0ZC	*TYPE1*.....	1			

3

PART NO. INDEX

Part Number	Page	Ref.	Part Number	Page	Ref.	Part Number	Page	Ref.	Part Number	Page	Ref.	Part Number	Page	Ref.
06000			13000			16305-K0R-V00	49	6	18365-K77-V00	80	20	23000		
06435-K97-N01	73	1	13000-K2S-N00	48	1	16400-K0R-V02	49	7				33701-K0W-N01	84	1
06451-GE2-405	71	1	13011-K0S-305	48	2	16410-K0R-V02	49	8	19000			33705-KW7-900	78	13
06451-MA7-405	73	2	13011-K1Z-305	48	2	16430-K0R-V01	49	9				33707-K1Z-N20	78	14
06455-K84-902	71	2	13021-K0S-305	48	2	16450-K1Z-N21	49	10	19037-K40-F01	38	1	23205-K0W-NA0	40	8
			13021-K1Z-305	48	2	16472-KPC-D50	49	11	19049-K27-V51	38	2	23224-K1Z-J10	40	9
			13031-K0S-305	48	2	16700-K0W-NA1	78	1	19051-K27-V51	38	3	23225-KSY-900	40	10
			13031-K1Z-305	48	2	16706-K0J-N01	78	2	19052-K27-V51	38	4	23226-KVB-900	40	11
11100-K1N-V00	43	1	13101-K1Z-305	48	3	16707-K0W-NA1	78	3	19100-K2S-N00	38	6	23233-K1Z-J10	40	12
11103-K0J-N00	43	2	13102-K1Z-305	48	3				19105-K2S-N00	38	7	23237-K40-F00	40	13
	45	1	13103-K1Z-305	48	3	17000			19109-K2S-N00	38	7	23238-KZR-600	40	14
11103-K0J-N21	43	2	13111-K0R-V00	48	4	17111-K0W-NA0	28	7	19109-GET-003	38	9	23411-K0W-NA0	42	5
	45	1	13115-KZY-700	48	5	17112-K0R-V00	28	8	19109-KBP-900	90	1	23421-K1Z-J10	42	6
11103-KVB-901	43	2				17115-K0R-V00	28	9	19111-K0W-NA0	90	2	23422-K1Z-J10	42	7
	45	1	14000			17119-K0R-V00	28	10	19118-K1Z-J10	90	3	23430-K2S-N00	42	8
11103-KVB-930	43	2	14100-K0S-V00	30	2	17208-GFM-970	79	1	19150-K1N-V00	38	10			
	45	1	14321-K0R-V00	30	3	17210-K1Z-N20	79	2	19200-K1N-V00	34	2	28000		
11200-K2S-N00	45	2	14401-K29-V81	32	1	17212-K1Z-N20	79	3	19221-K1N-V00	34	3	28333-300-000	66	1
11203-K35-J00	45	3	14401-K29-V82	32	1	17214-K1Z-J10	79	5	19226-K0R-V00	34	4			
	74	1	14401-K97-T01	32	1	17215-K1Z-J10	79	6	19227-K0R-V01	34	5	30000		
11203-KVB-901	74	3	14430-K0R-V00	30	4	17216-K1Z-J10	79	7	19300-K1N-V01	34	6			
	45	3	14440-K0R-V00	30	5	17218-K1Z-J10	79	8	19381-K1N-V01	34	18	30400-K0W-MA1	87	1
11205-GBC-300	43	4	14451-K0R-V00	30	6	17219-K1N-V00	79	9	19381-KWN-900	34	19	30401-K1Z-J10	87	2
	45	4	14511-K0R-V00	32	2	17225-K1Z-N20	79	9	19416-GGM-900	37	3	30510-K1N-V01	87	3
11205-K0J-N00	43	3	14520-K0R-V01	32	3	17235-K1Z-N20	79	11	19416-K01-900	38	11	30515-K0W-NA0	33	3
	45	4	14521-K0R-V00	32	4	17236-KVB-900	79	12	19416-K36-H00	85	1	30520-GFM-900	87	4
11208-K40-F00	45	5	14531-KZR-600	32	5	17253-K1Z-J10	79	13	19416-KEY-900	37	3	30700-K0R-V01	87	5
11211-K1N-V00	42	2	14560-K0R-V01	32	6	17255-K0R-V00	28	11	19501-K0R-V00	38	12			
11216-GGC-900	43	2	14611-K40-F00	32	7	17256-K0R-V00	79	14	19502-K40-A00	38	13	31000		
11320-K0R-V00	43	4	14711-K40-F00	30	7	17261-KVB-T00	79	15	19510-K1F-V00	38	15			
11330-K0R-V00	43	5	14721-K40-F00	30	8	17506-K1Z-J10	78	4	19510-K1Z-J10	37	4	31210-K2S-N01	35	1
11341-K1Z-J10	37	1	14751-K0R-V00	30	9	17510-K1Z-U10	78	5	19640-K1Z-J10	37	5	31220-K0W-NA1	35	2
11343-KVG-900	45	6	14771-K1Z-N20	30	10	17517-GGL-J00	78	6	19649-K01-900	37	5	31500-KWN-902	86	1
11361-K0R-V00	43	6	14776-K1Z-N20	30	11	17518-GHB-602	78	7				31917-K0R-V01	28	13
11363-K0R-V00	43	7	14781-ML0-720	30	12	17525-K0W-NA0	78	8	21000					
11395-K1N-V01	37	2				17527-K35-V00	78	9	21200-K2S-N10	42	3			
11395-K1Z-J11	37	2	15000			17533-K0W-NA0	28	27	21395-K1N-V01	42	4	32000		
11410-K1N-V00	45	7	15021-K0R-V00	36	1	17560-K0R-V00	49	13	21395-K1Z-J11	42	4			
11412-K1N-V00	45	8	15100-K0R-V00	36	2	17570-K0W-NA1	78	10						
			15100-K1Z-N20	36	2	17572-GHB-601	78	11	22011-K1N-V01	39	1	32100-K0W-MA0	87	7
			15133-K2S-N00	36	3	17620-K1Z-N21	78	12	22100-K0W-NA0	40	1	32104-K0W-NA0	87	8
			15201-K0R-V00	45	9	17910-K0W-NA1	53	1	22102-K1Z-N20	39	2	32105-K0W-NA0	87	9
			15411-K0R-V00	45	10	17912-K0W-NA1	53	3	22105-K0R-V00	39	3	32112-K1N-V00	45	13
			15421-K0R-V00	45	11				22110-K1Z-N20	39	4	32115-K1Z-J10	34	13
			15426-K0R-V00	45	12	18000			22123-K0S-V00	39	5	32146-SH3-003	87	6
			15651-K0W-NA0	43	8	18291-GE2-921	80	1	22131-K1Z-N20	39	6	32161-K0R-V00	43	9
						18293-HL4-A00	80	2	22350-GFM-900	40	2	32262-K0R-V00	33	7
						18293-MCA-A20	80	3	22350-K97-T01	40	2	32263-K0W-NA0	34	14
						18300-K0W-MA0	80	4	22350-KVB-900	40	2	38000		
						18316-KVB-900	80	5	22361-K29-V81	40	3	38120-K0W-H11	87	18
						18318-K0W-NA0	80	6	22361-K29-V81	40	3	38221-SNA-A41	87	19
						18345-MBT-610	80	8	22361-KVB-900	40	3	38221-SNA-A51	87	20
						18358-K0W-NA0	80	9	22401-KGG-910	40	4	38221-SNA-A81	87	21
						18359-K0W-TA0	80	10	22535-K1N-V00	40	5	38221-TZ3-A01	87	22
									22804-148-000	40	6	38235-SNA-A01	87	23
												38255-K0W-NB1	88	24
												38301-MKJ-D01	88	26
												38306-KK4-000	88	27
												38501-KVZ-631	88	28
												38502-KWN-901	88	29
												38520-K0W-NB1	72	1
												38720-K0W-T01	88	30




PART NO. INDEX

Part Number	Page	Ref.	Part Number	Page	Ref.	Part Number	Page	Ref.	Part Number	Page	Ref.	Part Number	Page	Ref.	Part Number	Page	Ref.
38941-K2F-N01	88	31	45215-KPH-951	71	13	51456-355-003	70	10	64306-KOW-MA0ZB	67	2	77234-K35-V00	76	12	84000		
38950-K2F-N01	88	32	45216-166-006	71	14	51470-KOW-NA1	70	11	64306-KOW-MA0ZC	67	2	77234-KRJ-900	67	9			
			45351-KOW-N01	72	9	51490-KRM-852	70	12	64311-KOW-NA0ZA	64	2	77237-K35-V00	76	13	84601-HA7-670	38	16
42000			45504-410-003	54	7	51500-KOW-MA1	70	13	64321-KOW-NA0ZA	64	3	77240-K1Z-J11	76	14	84706-163-670	59	5
				55	6	51520-KOW-J01	70	14	64325-KOW-NA0	64	4	77250-K01-900	89	13			
42311-K97-T00	74	2	45510-K35-V01	54	8				64326-KOW-NA0	64	5	77330-KOW-NA0ZA	76	15	86000		
42312-KVG-900	74	3	45512-MA6-006	54	9	52000			64336-KOW-N00ZP	60	5	77340-KOW-NA0ZA	76	16			
42650-KOW-MA0ZA	74	4		55	7				64336-KOW-N00ZR	60	5				86101-K41-N00ZA	93	1
42711-KOW-N01	74	5	45513-HA2-006	54	10	52100-KOW-NA0	74	8	64337-KOW-NA0ZA	60	6	80000			86103-KOW-N20ZA	93	2
42753-GM9-743	74	6		55	8	52400-KOW-NA1	82	1	64400-KOW-MA0ZB	60	7				86150-GFC-890	57	8
42753-KWF-901	72	2	45517-166-006	54	11	52486-KBW-901	82	2	64400-KOW-MA0ZC	60	7	80101-165-000	59	4	86150-GFC-901	57	8
	74	6		55	9	52489-399-601	82	3	64405-KOW-NA0ZA	67	3	80101-KOW-N00	85	4	86150-GFC-902	57	8
			45520-GE2-006	54	12	52497-MEE-003	82	4	64410-KOW-NA0ZA	67	4	80102-KOW-NA0	85	5	86150-KYS-940	57	8
43000				55	10	52500-KOW-NA1	82	5	64415-KOW-NA0ZA	67	5	80103-KOW-NA0	85	6	86170-KOR-V00	93	3
			45521-K21-901	54	13				64431-KOW-NA0ZC	64	6	80106-KOW-N00	85	7	86611-KOW-M10ZA	93	4
43107-K40-F11	73	3		55	11	53000			64432-KOW-NA0ZC	64	7	80107-KOW-NA0	85	8	86641-KOW-MA0ZB	93	5
43110-KSV-J01	73	4	45530-471-831	54	14	53100-KOW-NA0ZC	57	1	64434-KOW-NA0ZA	64	8	80108-K45-N40	79	17	86641-KOW-MA0ZC	93	5
43150-KOW-N01	73	5	45530-KVS-M21	55	12	53101-KOW-N00	57	2	64435-K35-V00ZB	64	9				86642-KOW-MA0ZB	93	6
43156-KOW-NA0	56	1				53110-KOW-NA0	57	3	64440-K35-V00	67	6	80525-K1W-V11	88	33	86642-KOW-MA0ZC	93	6
43157-KOW-NA0	56	2	50000			53130-KOW-NA0ZB	57	4	64450-KOW-N01	67	7				86643-KOW-MA0ZB	93	7
43158-KOW-NA0	56	3				53131-KOW-N00ZB	57	5	64455-K1Z-N21	67	8	81000			86643-KOW-MA0ZC	93	7
43234-S04-003	73	6	50100-KOW-NA0	89	1	53140-KOW-N00	53	6	64500-KOW-MA0ZB	60	8				86644-KOW-MA0ZB	93	8
43235-HP1-006	73	7	50186-KOW-NA0ZA	85	3	53166-KWN-900	53	7	64500-KOW-MA0ZC	60	8	81130-KOW-N00ZA	62	1	86644-KOW-MA0ZC	93	8
43240-KSV-J01	73	8	50301-KRS-830	58	1	53175-KYT-922	54	16	64503-KOW-N00	60	11	81131-KOW-N00ZA	62	2	86645-KOW-MA0ZB	93	9
43251-KOW-N01	74	7	50302-KRS-830	58	2	53178-KOW-N01	55	13	64521-KOW-NA0	60	12	81132-KOW-N00	62	3	86645-KOW-MA0ZC	93	9
43311-KOW-NB1	55	4	50306-GN5-900	58	3	53206-KOW-N00	57	6	64530-KOW-NA0	64	10	81133-KOW-N00	62	4	86646-KOW-MA0ZB	93	10
43312-KOW-NB0	56	4	50311-KOW-NA0	89	2	53210-K93-T01	58	4	64560-KOW-NA0ZC	64	11	81136-KOW-N00	62	5	86646-KOW-MA0ZC	93	10
43313-KOW-NA1	56	5	50312-KOW-NA0	89	3	53210-KVR-C00	58	4	64565-KOW-NA0ZC	64	12	81137-KOW-N00ZA	62	6	86831-KOW-MA0ZB	93	11
43352-568-003	71	3	50313-K1Z-J10	89	4	53211-KRS-830	58	5	64700-KOW-N01	60	13	81138-KOW-NA0ZA	62	7	86831-KOW-MA0ZC	94	11
	73	9	50315-K97-T00	89	5	53212-KRS-830	58	6	64701-KOW-N00	61	28	81139-KOW-N00ZF	62	8	86832-KOW-MA0ZB	94	12
43353-461-771	71	4	50316-KOW-NA0	89	6	53214-GN5-900	58	7	64702-KOW-N00	61	29	81140-KOW-N00ZF	62	9	86832-KOW-MA0ZC	94	12
	73	10	50316-K97-J10	56	6	53215-GN5-900	58	8	64703-KOW-N00	61	30	81141-KOW-N00ZA	62	10			
43510-K1Z-J11	55	5	50330-K97-N11	89	7	53215-KVR-C00	58	9	64704-KOW-N00	61	31	81142-K01-901	62	11	87000		
			50350-KOW-NA0	89	9	53219-KOW-M10	58	10	64705-KOW-N00	61	32	81144-K97-N00	62	12			
44000			50352-K40-A00	89	10	53220-GN5-850	58	11	64706-KOW-N00	61	33	81202-KOW-NA0	76	17	87503-KVB-860	92	1
			50500-KOW-NA0	81	2	53250-KOW-N00	57	7	64707-KOW-N00	61	34	81202-KWF-900	76	18	87504-K97-S00	92	2
44301-KOW-N00	72	3	50503-K97-N00	81	3				64708-KOW-N00	61	35	81250-K1Z-J10	69	1	87505-KOW-NA0	92	3
44311-KWN-900	72	4	50505-GR1-710	81	4	57000			64709-KOW-N00	61	36	81265-KOW-NA0	69	2	87506-KGH-970	92	4
44515-K26-C10	72	5	50520-KVB-900	81	5				64710-KOW-N00	61	37	81293-K97-T00	62	13	87509-KWP-900	92	5
44620-KOW-N00	72	6	50530-KOW-NA0	81	6	57110-KOW-NB1	56	7	64711-KOW-N00	61	38	81320-K1Z-T00	86	3	87514-K26-C10	92	6
44650-KOW-M10ZA	72	7	50535-KW7-900	81	7				64712-KOW-N00	61	39						
44711-KOW-N01	72	8	50622-KOW-NA0	89	11	61000-KOW-MA0ZA	59	1				81322-K1Z-J10	86	4	88000		
			50638-K97-T00	66	2	61104-KOW-J00	59	9	72000			81324-K1Z-J10	86	5	88115-KWN-980	52	1
45000			50718-KOW-N00	66	3	61105-KOW-J00	59	10							88210-KOW-MA1	52	2
			50719-KOW-N00	66	4	61106-K62-B00	49	14	72148-S04-000	87	14	83000			88220-KOW-MA1	52	3
45107-GE2-006	71	5	50730-KOW-N00	66	5	61112-K0B-T00	59	2									
45108-KPH-951	71	6	50740-KOW-N00	66	6	61112-K97-T00	59	3	77000								
45111-MAJ-G41	71	7				61304-415-000	89	12									
45126-KOW-NB1	54	2	51000						77115-K1Z-J10	76	1	83550-KOW-MA0ZB	67	10	89000		
45127-KOW-NB1	54	3							77116-KOR-V00	76	2	83551-376-000	45	15	89012-KZL-930	76	19
45131-GZ0-006	71	8	51400-KOW-MA1	70	1				77200-KOW-NA0ZA	76	3				89102-538-000	91	1
45132-166-016	71	9	51401-KOW-N01	70	2				77210-K97-T00	76	4	83600-KOW-NA0	67	11	89103-538-000	91	2
45133-MA3-006	71	10	51410-K97-T01	70	3				77213-K97-T00	76	5	83650-KOW-MA0ZB	67	12	89211-KOW-640	91	3
	73	11	51412-GC4-003	70	4				77215-K97-T00	76	6	83650-KOW-MA0ZC	67	12	89216-K1Z-J10	91	4
45150-K1Z-T11	71	11	51412-KK4-003	70	5	64000			77216-K97-T00	76	7	83700-KOW-NA0	67	13	89219-KGH-900	91	5
45156-KOW-NB0	54	4	51420-KOW-J01	70	6	64100-KOW-NA0ZA	60	4	77217-K97-T00	76	8	83760-KOW-NA0ZA	67	14			
45157-KOW-NB0	54	5	51432-KM7-910	70	7	64305-KOW-MA0ZB	67	1	77218-K97-T00	76	9				90000		
45158-KOW-NB0	54	6	51437-GS3-003	70	8	64305-KOW-MA0ZC	67	1	77219-K97-T00	76	10						
45190-K1N-V11	71	12	51454-KWN-711	70	9				77230-K35-V00	76	11				90001-KWR-000	35	3

PART NO. INDEX

Part Number	Page	Ref.	Part Number	Page	Ref.	Part Number	Page	Ref.	Part Number	Page	Ref.	Part Number	Page	Ref.
90001-KWR-000	45	16	90132-K0W-T00	73	12	90652-KVB-900	37	10	91204-K35-J01	42	13	95012-13001	86	10
90001-MFE-670	50	2	90132-KYJ-960	81	9	90661-MGS-D71	56	12	91204-K59-A11	42	13	95701-06012-00	78	19
	60	14	90134-KPP-T00	62	14	90666-K59-A11	60	23	91211-K97-T01	41	20	95701-06012-07	54	26
90003-K0J-N00	46	18		64	15		62	16	91211-KN7-671	41	20		59	12
90003-K0R-V00	36	4		85	12		65	18	91251-KZR-601	72	15	93903-24380	61	41
90003-K1Z-N20	46	17	90145-GAZ-981	54	20		68	16	91252-K35-V01	74	13	95701-06012-08	53	10
90003-MY5-720	52	4		55	16	90677-KAN-T00	60	24	91253-K35-V01	75	14		77	24
90004-K0R-V00	37	6		56	10		65	19	91254-GAA-003	70	18		85	17
90004-K1Z-J10	37	7	90156-GZ4-670	60	18		68	17	91301-GGL-J01	49	15		89	19
90004-KGF-910	28	17	90164-KZL-A00	88	36		86	8	91302-K40-F00	28	19	95701-06014-00	28	28
90006-K0R-V00	37	8	90191-KWB-600	57	10	90678-K38-900	79	19	91303-001-010	43	16		33	6
	43	10	90202-KN7-670	40	15	90690-MEF-800	53	8	91303-K0J-N01	47	29	93903-25220	68	22
90007-K0R-V00	43	11	90203-KVB-900	81	10	90701-KWN-901	38	19	91303-K0R-V01	47	28	93903-25380	63	20
90008-K0R-V00	43	12	90206-001-000	30	16	90702-KWN-900	43	14	91304-K0R-V00	34	16	93903-25480	79	22
90009-K0R-V00	30	13	90301-KGH-901	59	11	90702-MG8-000	34	9	91305-K0J-N00	47	30	93903-34420	61	27
90012-KWB-600	30	14	90301-KWN-901	85	13	90741-003-010	48	6	91307-035-000	43	17	93903-34480	84	7
90012-KYY-900	30	14	90301-KWW-640	52	5				91307-035-000	43	17	93913-25320	51	6
90022-K40-F00	28	18	90302-KWW-A00	60	19	91000			91356-GBB-003	70	19			
90031-K0R-V00	43	13		62	15				91384-KVB-900	41	21	94000		
90032-K0R-V00	46	19		64	16	91001-KCW-003	41	19	91455-KEA-000	57	15	94030-08280	28	21
90083-K40-F00	30	15		69	7	91002-GA7-701	40	18	91509-GE2-760	60	25	94030-12200	41	22
90101-K29-900	37	9		85	14	91002-K1N-V01	46	22		65	20	94030-14200	39	8
	85	9	90304-K1A-N00	80	15	91002-K2S-N01	46	22		84	4	94050-06000	54	25
90101-K97-T00	58	12	90304-KGH-901	57	11	91003-K2S-N01	46	23	91535-TA0-003	88	38		55	21
90101-KWN-900	54	18		89	16	91003-KZR-601	46	23	91771-MKK-H11	88	39		78	17
	55	14	90304-MJ0-920	80	15	91003-KZR-602	46	23					88	42
90103-GET-003	38	17	90305-GEE-710	89	17	91004-GGC-G01	40	18	92000			94050-06080	77	21
90103-K56-N10	80	21	90305-KVB-901	74	10	91004-K2S-N01	42	10				94050-12000	35	5
90103-MCS-G00	56	8	90306-KGH-901	72	13	91004-KZR-601	42	10	92101-06022-4J	88	40	94101-06000	66	7
90104-K53-D01	88	34	90311-MT3-000	79	18	91004-KZR-602	42	10				94101-06000	80	16
90105-K0R-V00	89	15		86	7	91005-K1Z-J10	37	11	93000			94101-10000	75	15
90105-K77-V10	72	10	90320-GC3-000	50	3	91005-K2S-N01	46	24				94101-10800	81	11
90105-KGH-900	74	9		84	3	91005-KVB-900	37	11	93401-06030-08	38	20	94109-12000	47	31
90105-KZZ-900	72	11	90401-K48-A00	39	7	91005-KZR-601	46	24	93404-06012-00	50	4	94201-30200	81	12
90106-MM9-000	69	5	90439-KWZ-900	35	4	91005-KZR-602	46	24		84	6	94251-05000	66	8
	90	4	90441-GY6-940	40	16	91009-K2S-N01	42	11	93404-06012-07	65	21	94301-08100	34	10
90107-K26-900	80	13	90463-ML7-000	33	4	91009-K93-T01	40	18		69	8		43	18
90107-KVB-900	88	35	90495-MN5-000	42	9	91009-KVY-961	41	18	93404-06012-08	62	17	94301-08140	37	12
90108-MK6-670	81	8		46	21	91009-KWN-901	42	11		65	22	94301-08200	44	19
90111-162-000	56	9	90501-K40-F00	80	22	91016-K1Z-J11	46	25		89	18	94301-10120	42	14
	64	13	90501-KPH-880	57	12	91016-KBB-901	46	25	93404-06014-07	85	15	94301-10160	28	22
	86	6	90502-KWN-670	57	13	91051-K35-V01	74	12	93404-06020-08	59	7		33	5
90114-KGH-900	54	19	90503-K64-N00	64	17	91051-K35-V02	74	12	93404-06035-07	79	20	94520-28000	41	23
90114-MA5-671	55	15	90504-964-000	60	21	91051-K35-V03	74	12	93406-08030-07	76	20	94520-40000	74	11
90116-383-721	70	15	90505-KPH-880	57	14	91051-K35-V04	74	12	93411-05025-00	83	9	94540-04017	77	22
90116-K0W-NA1	60	16	90507-ZV1-000	60	22	91052-K24-901	72	14	93500-05012-0H	49	16	94540-06017	77	23
	64	14	90544-283-000	70	16	91052-K24-902	72	14	93600-04012-1G	54	23			
	67	15	90545-300-000	54	21	91052-K24-903	72	14		55	19	95000		
	69	6		55	17	91052-K24-904	72	14	93891-04010-18	49	17			
	78	16		56	11	91109-K2S-N01	41	19	93891-04016-18	49	18	95002-02080	86	9
	85	10	90601-354-000	70	17	91109-KVY-902	41	19	93892-05012-18	49	19	95002-02100	90	5
90116-KVB-900	85	11	90602-K27-V01	38	18	91201-K35-J01	43	15	93892-05020-07	53	9	95002-02130	79	24
90118-MJP-G50	60	17	90605-166-720	40	17	91201-K59-A11	43	15	93893-04012-17	54	24	95002-41200-08	79	25
90120-HC4-000	57	9	90651-K03-M61	55	18	91202-K40-F01	46	26		55	20	95002-50000	42	15
90130-K0W-N00	59	6	90651-K2T-V01	84	5	91202-K97-T01	46	26	93901-24320	88	41		90	6
90131-883-000	46	20		88	45	91203-K1F-V01	39	9	93901-34120	36	5	95002-80000	47	32
90131-K64-N10	72	12	90651-KV6-003	88	37	91203-K35-J01	46	27	93903-224J0	51	5		79	26
90131-K97-T00	71	15	90651-KZR-601	74	11	91203-K35-V01	39	9	93903-24220	57	16	95003-23038-31	78	18
90131-KPB-751	72	12	90651-MA5-671	54	22	91203-K50-T01	46	27	93903-24320	61	26	95005-50100-30	90	7



PART NAME INDEX

Part name	Page	Ref.	Part name	Page	Ref.	Part name	Page	Ref.
[A]			BOLT-WASHER, 6X35	79	20	BOLT, FLANGE, 6X40	28	23
ARM COMP., EX. VALVE ROCKER ...	30	5	BOLT-WASHER, 8X30	76	20	BOLT, FLANGE, 6X45	37	7
ARM COMP., IN. VALVE ROCKER ...	30	4	BOLT A, STUD, 8X209.2	43	13	BOLT, FLANGE, 6X65	37	8
ARM, L. PILLION STEP	66	6	BOLT B, STUD, 8X213.2	46	19		43	10
ARM, R. PILLION STEP	66	5	BOLT, ADAPTER, 10MM	52	4	BOLT, FLANGE, 6X8	80	19
AXLE, FR. WHEEL	72	3	BOLT, BRAKE DISK, 8X24	74	9	BOLT, FLANGE, 6X80	43	11
			BOLT, DISK, 6X17	72	11	BOLT, FLANGE, 6X90	28	26
[B]			BOLT, DRAIN	38	17	BOLT, FLANGE, 8X16	47	34
			BOLT, DRAIN PLUG, 12X15	46	20		88	44
BAG, TOOL, 160MM	91	5	BOLT, FLANGE SOCKET, 6X22	54	18	BOLT, FLANGE, 8X26	73	8
BALL ASSY., STEERING	58	4		55	14	BOLT, FLANGE, 8X28	71	15
			BOLT, FLANGE, 10X255	89	15	BOLT, FLANGE, 8X30	82	6
BALL ASSY., STEERING STEEL, #6X21	58	4	BOLT, FLANGE, 10X38	82	7	BOLT, FLANGE, 8X40	73	12
			BOLT, FLANGE, 10X40	58	12	BOLT, FLANGE, 8X45	42	16
BALL ASSY., STEERING STEEL, #6X26	58	9		75	16	BOLT, FLANGE, 8X55	42	17
BALL, STEEL, #8	66	9	BOLT, FLANGE, 10X50	57	9	BOLT, FLANGE, 8X70	89	21
BAND B2, BATTERY	86	10	BOLT, FLANGE, 10X55	89	22	BOLT, FR. FENDER FIXING	69	5
BAND, AIR CLEANER CONNECTING TUBE	79	14	BOLT, FLANGE, 10X65	80	18		90	4
BAND, INSULATOR	28	11	BOLT, FLANGE, 5X14	30	13	BOLT, HANDLE LEVER PIVOT	54	19
BAND, TOOL	76	19	BOLT, FLANGE, 6MM	56	9		55	15
BAND, WIRE, 165MM	88	37		64	13	BOLT, HEX., 6X22	88	40
BAR COMP., SIDE STAND	81	6	BOLT, FLANGE, 6X12	53	10	BOLT, OIL, 10X22	54	20
BASE COMP., RADIATOR	38	7		86	6		55	16
BASE, STATOR	43	6		54	26	BOLT, PIN	56	10
BATTERY	86	1		55	23	BOLT, SIDE STAND PIVOT	71	8
	87	14		55	8	BOLT, SOCKET KNOCK, 5MM	81	8
BEARING COMP.	37	11		56	8	BOLT, SOCKET, 6X12	30	15
BEARING, NEEDLE, 20X29X18	41	19		13	13	BOLT, SOCKET, 6X18	77	25
BEARING, RADIAL BALL	72	14		59	12		35	3
BEARING, RADIAL BALL SPECIAL, 6207	46	22		77	24		37	9
BEARING, RADIAL BALL, 35X72X15	46	22	BOLT, FLANGE, 6X130	78	19		45	16
BEARING, RADIAL BALL, 6004	46	25	BOLT, FLANGE, 6X14	85	17	BOLT, SOCKET, 6X25	85	9
BEARING, RADIAL BALL, 6202	42	10		89	19	BOLT, SOCKET, 8X27	35	6
BEARING, RADIAL BALL, 6203UU ..	74	12		43	12	BOLT, SOCKET, 8X28	70	15
BEARING, RADIAL BALL, 6203UU L	74	12		27	6	BOLT, SPECIAL, 6MM	57	17
BEARING, RADIAL BALL, 6204	46	23	BOLT, FLANGE, 6X16	28	28	BOLT, SPECIAL, 6X12	88	35
BEARING, RADIAL BALL, 6205UU ..	42	11		33	6	BOLT, SPECIAL, 6X18	46	18
BEARING, RADIAL BALL, 6301	46	24		80	17		50	2
BEARING, RADIAL BALL, 6902U ...	40	18		88	43		60	14
	41	18		33	8	BOLT, SPECIAL, 6X19	80	13
BELT, DRIVE	40	7		34	17		81	9
BODY COMP., FRAME	89	1	BOLT, FLANGE, 6X18	38	22	BOLT, STUD, 7X17	36	4
BODY SET	49	8		46	17	BOLT, TORX, 5X10	28	17
BOLT-WASHER, 5X25	83	9		47	33	BOLT, TORX, 5X10	72	12
BOLT-WASHER, 6X12	28	18		89	20	BOOT B	71	10
	50	4		27	5		73	11
	62	17	BOLT, FLANGE, 6X20	37	13	BOOT COMP.	54	7
	65	21		72	10		55	6
		22		34	11	BOOT, PIN BUSH	71	9
	69	8	BOLT, FLANGE, 6X22	44	20	BOSS, DRIVE FACE	39	3
	84	6		49	21	BOX, BATTERY	86	3
	89	18	BOLT, FLANGE, 6X25	32	8	BOX, LUGGAGE	69	1
	85	15		49	20	BRACKET COMP., RR.	73	4
BOLT-WASHER, 6X14	59	7		38	23	BRACKET SUB ASSY., FR. CALIPER	71	12
BOLT-WASHER, 6X20	38	20		44	21	BRACKET, ADJUST SCREEN	61	28
BOLT-WASHER, 6X30				56	14	BRACKET, RR. FENDER	85	3
			BOLT, FLANGE, 6X28	78	20	BUSH, ENGINE HANGER RUBBER	43	2
			BOLT, FLANGE, 6X30	37	6		45	1
				34	12			

PART NAME INDEX

Part name	Page	Ref.	Part name	Page	Ref.	Part name	Page	Ref.
DOWEL PIN, 8X10	34	10	GAUGE, OIL LEVEL	43	8	LABEL, COOLANT INFORMATION	92	1
	43	18	GEAR COMP., FINAL	42	8	LABEL, REPLACEMENT INFORMATION	92	2
DOWEL PIN, 8X14	37	12	GEAR, COUNTER	42	7	LABEL, TIRE & DRIVE & CARGO	92	3
DOWEL PIN, 8X20	44	19	GEAR, OIL PUMP DRIVEN	36	3	LATCH	62	11
DOWEL PIN, SPECIAL, 6.3X10X30	43	14	GRIP	91	2	LEVER, L. HANDLE	55	13
DRIVER, SCREW	91	1	GRIP COMP., THROTTLE	53	6	LEVER, R. STEERING HANDLE	54	16
DRIVESHAFT	42	5	GRIP, L. HANDLE	53	7	LID ASSY., POCKET	62	1
DUCT COMP., L. COVER	37	4	GRIP, L. RR.	76	16	LID, FUEL	67	3
DUCT, AIR CLEANER	79	6	GRIP, R. RR.	76	15	LID, INNER POCKET	62	10
DUST SEAL	70	18	GROMMET, SEAT LOCK CABLE	89	13	LID, L. SCREEN HOLDER	61	39
DUST SEAL, 21X32X5	72	15	GROMMET, SIDE COVER	45	15	LID, PLUG MAINTENANCE	64	8
DUST SEAL, 25X35X6	75	14		89	14	LID, RESERVE TANK	64	9
DUST SEAL, 25X40X5	74	13	GUARD, RR. SPLASH	69	2	LID, R. SCREEN HOLDER	61	38
DUST SEAL, STEERING HEAD	58	7	GUIDE, BRAKE HOSE	89	4	LID, SMART EMERGENCY	62	6
			GUIDE, CAM CHAIN	32	7	LIFTER ASSY., TENSIONER	32	3
[E]			GUIDE, EX. VALVE	28	2	LIGHT ASSY., FR. COMBINATION	50	1
ELEMENT COMP., AIR CLEANER	79	2				LIGHT ASSY., LICENSE	84	2
EMBLEM, PRODUCT	57	8	[H]			LINK ASSY., ENGINE HANGER	89	9
E-RING, 4MM	77	22	HARNES, WIRE	87	7	LINK ASSY., SCREEN ADJUST	60	13
E-RING, 6MM	77	23	HEAD COMP., CYLINDER	28	1	LINK, ARM	61	30
			HINGE ASSY., FUEL LID	67	7	LINK, SEAT HINGE	76	5
[F]			HINGE ASSY., SEAT	76	4	LOCK ASSY., FUEL LID	67	6
FACE COMP., MOVABLE DRIVE	39	4	HOLDER, HANDLE UNDER	57	4			
FACE SET, DRIVEN	40	8	HOLDER, HANDLE UPPER	57	5	[M]		
FACE SET, MOVABLE DRIVEN	40	9	HOLDER, MASTER CYLINDER	54	11	MARK, ABS	93	4
FACE, DRIVE	39	2		55	9	MARK, BATTERY CAUTION	92	4
FAN COMP., COOLING	38	15	HOLDER, SCREEN	61	29	MARK, ENGINE	93	3
FENDER A, RR.	85	4	HORN COMP.	87	18	MARK, HONDA	93	1
FENDER C, RR.	85	6	HOSE A, WATER	38	13			
FENDER SET, FR.	59	1	HOSE B, WATER	38	14	MARK, SHOWA	82	4
FILTER SET	78	3	HOSE COMP. A, FR. BRAKE	54	2	MAT, L. FLOOR	64	5
FLYWHEEL COMP.	35	1	HOSE COMP. A, RR. BRAKE	55	4	MAT, R. FLOOR	64	4
FOB ASSY.	87	12	HOSE COMP. B, FR. BRAKE	54	3	METER ASSY., COMBINATION	51	1
FORK ASSY., L. FR.	70	13	HOSE COMP. B, RR. BRAKE	56	5	METER COMP., LCD	51	2
FORK ASSY., R. FR.	70	1	HOSE COMP., FUEL FEED	78	10	MIRROR COMP., L.	52	3
FUEL UNIT	78	15				MIRROR COMP., R.	52	2
FUSE, BLADE	87	19	[I]			MODULATOR ASSY.	56	7
			INJECTOR ASSY., FUEL	49	10	MUFFLER COMP., EX.	80	4
			INSULATOR, IN. PIPE	28	10			
			INSULATOR, THROTTLE BODY	28	8	[N]		
[G]						NUT, CAP, 7MM	80	15
GARNISH, LOWER INNER COVER	62	8	[J]			NUT, CLIP, 5MM	60	24
GARNISH, L. FLOOR	64	12	JET COMP., PISTON	45	9		65	19
GARNISH, R. FLOOR	64	11	JOINT COMP., INJECTOR	49	13		68	17
GARNISH, UPPER INNER COVER	62	9					86	8
GASKET, CYLINDER	33	2	[K]			NUT, CLIP, 6MM	79	18
GASKET, CYLINDER HEAD	28	5	KEY SET, EMERGENCY	87	17		86	7
GASKET, CYLINDER HEAD COVER	27	2	KEY, WOODRUFF, 4MM	48	6	NUT, FENDER SETTING	89	17
GASKET, EX. PIPE	80	1	KNOB, ADJUST LOCK	61	31	NUT, FLANGE, 12MM	38	16
GASKET, L. COVER	37	2				NUT, FLANGE, 12MM	35	5
GASKET, MISSION CASE	42	4	[L]			NUT, FLANGE, 6MM	54	25
GASKET, STATOR BASE	43	7	LABEL, ABS INFORMATION	92	6		55	21
GASKET, TENSIONER LIFTER	32	6	LABEL, AIR CLEANER ELEMENT	92	6		77	21
GASKET, WATER PUMP BODY	34	5					78	17
GASKET, WATER PUMP COVER	34	4	LABEL, ABS INFORMATION	92	6	NUT, FR. COVER STAY	88	42
			LABEL, AIR CLEANER ELEMENT	92	5	NUT, HEX. CAP, 7MM	89	5
			NOTICE				80	15

PART NAME INDEX

Part name	Page	Ref.	Part name	Page	Ref.	Part name	Page	Ref.
NUT, HEX., 10MM	52	5	PAD SET, RR. BRAKE	73	1	REFLECTOR, REFLEX	85	2
NUT, HEX., 12MM	41	22	PIECE SET, SLIDE	39	1	REFLECTOR, SIDE REFLEX	59	8
NUT, HEX., 14MM	39	8	PIECE, OIL LOCK	70	7	RELAY ASSY., POWER	88	28
NUT, HEX., 8MM	28	21	PIN B	73	7	RELAY COMP., POWER	88	29
NUT, SIDE STAND	81	10	PIN, HANGER	71	13	RELAY COMP., WINKER	88	26
NUT, SPECIAL, 28MM	40	15	PIN, INNER POCKET	62	12	RESONATOR	79	7
NUT, SPECIAL, 6X7	69	3	PIN, LOCK, 5MM	66	8	RETAINER, FUEL PUMP	78	6
	86	4	PIN, PILLION STEP ARM	66	2	RETAINER, VALVE SPRING	30	10
NUT, SPRING, 4MM	60	19	PIN, PISTON	48	4	RING SET, PISTON	48	2
	62	15	PIN, ROLLER GUIDE	40	10	RING, BACK UP	70	5
	64	16	PIN, SEAT HINGE	76	6	RING, FR. PULSER	72	5
	69	7				RING, OIL SEAL STOP	70	17
	85	14				RING, PISTON	70	8
NUT, SPRING, 5MM	50	3	PIN, SPLIT, 3.0X20	81	12	RING, SEAL	49	11
	84	3	PIPE B, INLET	28	9	RING, STOPPER	70	10
NUT, STEERING STEM LOCK	58	3	PIPE COMP., FR. FORK	70	3			
NUT, TAPPET ADJUSTING	30	16	PIPE COMP., RR. BRAKE	56	4	RIVET, PUSH	60	16
NUT, U, 10MM	57	11	PIPE, IN.	28	7		64	14
	89	16	PIPE, SEAT	70	11		67	15
NUT, U, 12MM	72	13	PIPE, STEERING HANDLE	57	1		69	6
NUT, U, 16MM	74	10	PISTON	48	3		78	16
NUT, U, 5MM	85	13		71	5		85	10
NUT, U, 6MM	59	11		73	3	ROLLER SET, WEIGHT	39	5
NUT, WELL, 5MM	60	18	PIVOT, CAM CHAIN TENSIONER ..	32	5	ROLLER, GUIDE	40	11
			PLATE COMP., DRIVE	40	2	ROTOR SET, OIL PUMP	36	1
[O]			PLATE COMP., RIGIDITY LOWER ..	43	5	RUBBER A, TAILLIGHT MOUNTING ..	78	13
OIL SEAL, 20X32X6	46	27	PLATE COMP., RIGIDITY UPPER ..	43	4	RUBBER, CLUTCH DAMPER	40	6
OIL SEAL, 20.8X32X6	43	15	PLATE, CLUTCH SIDE	40	3	RUBBER, FUEL SEAL	78	9
OIL SEAL, 24X31X3.5	39	9	PLATE, CYLINDER HEAD EX.	28	4	RUBBER, HEADLIGHT CASE		
OIL SEAL, 26X45X6	46	26	PLATE, CYLINDER HEAD IN.	28	3	MOUNTING	64	1
OIL SEAL, 34X52X7	42	13	PLATE, DIAPHRAGM	54	13		89	12
O-RING	34	19		55	11	RUBBER, L. WINKER MOUNTING	83	6
	49	3	PLATE, FUEL TANK	78	4	RUBBER, PROTECTOR MOUNTING	80	2
		4	PLATE, L. CRANKSHAFT BEARING					8
	70	19	SETTING	45	5	RUBBER, PROTECTOR PACKING	80	3
	78	2	PLATE, L. PILLION STEP CLICK ..	66	4	RUBBER, RR. FENDER CUSHION	59	4
O-RING A	38	2	PLATE, RAMP	39	6	RUBBER, R. WINKER MOUNTING	83	2
O-RING B	38	3	PLATE, R. PILLION STEP CLICK ..	66	3	RUBBER, SEAL	76	1
O-RING C	38	4	PLUG, AIR CLEANER DRAIN	79	12	RUBBER, STAND STOPPER	81	4
O-RING, 10.2X1.5	34	18	PLUG, SPARK	28	13	RUBBER, STOPPER	89	10
O-RING, 11.4X2.1	47	29	POCKET, INNER	62	3			
O-RING, 15.4X2	34	1	POST COMP., HANDLE	57	3	[S]		
O-RING, 18X3	43	17	PROTECTOR	54	9	SCREEN, OIL FILTER	45	11
O-RING, 31.2X2.4	47	28		55	7	SCREW-WASHER, 4X10	49	17
O-RING, 38.8X1.9	41	21	PROTECTOR, MUFFLER	80	6	SCREW-WASHER, 4X12	54	24
O-RING, 3.8X1.4	47	30	PROTECTOR, SPEED SENSOR	45	13		55	20
O-RING, 6.3X2.2	49	15	PULLER, MINI FUSE	87	23	SCREW-WASHER, 4X16	49	18
O-RING, 6.3X2.5	34	16	PUMP ASSY., OIL	36	2	SCREW-WASHER, 5X12	49	19
O-RING, 8MM	43	16	PUMP ASSY., WATER	34	2	SCREW-WASHER, 5X20	53	9
O-RING, FUEL PUMP	78	11	PUMP UNIT, FUEL	78	1	SCREW, BLEEDER	71	3
O-RING, IN. PIPE	28	19					73	9
O-RING, THROTTLE BODY	49	2	[R]			SCREW, FLAT, 4X12	54	23
OUTER COMP., CLUTCH	40	1	RACE, STEERING BOTTOM BALL ...	58	2		55	19
OUTER, R. INNER COVER	62	7	RACE, STEERING BOTTOM CONE ...	58	6	SCREW, OPENER SET	88	34
			RACE, STEERING TOP BALL	58	1	SCREW, OVAL, 6X45	57	10
[P]			RACE, STEERING TOP CONE	58	5	SCREW, PAN, 5X11.5	60	25
PAD SET, FR. BRAKE	71	2	RADIATOR ASSY.	38	6		65	20
			REFLECTOR, FR. REFLEX	59	8			

PART NAME INDEX

Part name	Page	Ref.	Part name	Page	Ref.	Part name	Page	Ref.
SCREW, PAN, 5X11.5	68	18	SHOE, CAM CHAIN TENSIONER	32	2	SWITCH ASSY., HANDLE LOCK	87	10
	84	4	SPACER, IGNITION COIL	87	4	SWITCH ASSY., L. HANDLE STOP ..	55	1
SCREW, PAN, 5X12	49	16	SPANNER, 10X14	91	3	SWITCH ASSY., MULTI	61	40
SCREW, PAN, 5X14	62	14	SPRING, ADJUST PIVOT	61	35	SWITCH ASSY., SEAT OPENER	87	16
	64	15	SPRING, ASSIST	61	37	SWITCH ASSY., SIDE STAND	81	1
	85	12	SPRING, CLUTCH	40	4	SWITCH ASSY., STARTER & HAZARD		
SCREW, PAN, 5X15	80	21	SPRING, DRIVEN FACE	40	12	& IDLE STOP	53	4
SCREW, PAN, 5X20	60	17	SPRING, FR. CUSHION REBOUND ..	70	4	SWITCH COMP., HANDLE LOCK	87	11
SCREW, PAN, 6X14	59	6	SPRING, FR. FORK	70	2			
SCREW, TAPPET ADJUSTING	30	14	SPRING, INNER POCKET	62	13	[T]		
SCREW, TAPPING, 3X16	51	5	SPRING, KICK STARTER STOPPER ..	66	1	TAILLIGHT UNIT	84	1
SCREW, TAPPING, 4X10	57	16	SPRING, MAIN STAND	81	5	TANK COMP., FUEL	78	5
SCREW, TAPPING, 4X12	61	26	SPRING, OIL FILTER SCREEN	45	12	TANK, RESERVE	90	2
		41	SPRING, PAD	71	6	THERMOSTAT ASSY.	34	6
		63	SPRING, SEAT HINGE	76	9	THREAD COMP., STEERING HEAD		
		19	SPRING, SEAT LOCK	67	9	TOP	58	11
		21		76	12	THROTTLE BODY ASSY.	49	7
	65	23	SPRING, SIDE STAND	81	7	TIRE, FR.	72	8
	68	19	SPRING, VALVE	30	9	TIRE, RR.	74	5
		20	SPROCKET, CAM	30	3	TRAY, FUEL	78	8
		21	STAND COMP., MAIN	81	2	TUBE, 5X100	90	7
		79	STATOR COMP.	35	2	TUBE, AIR CLEANER CONNECTING ..	79	13
	85	16	STAY B, BRAKE HOSE JOINT	89	7	TUBE, BATTERY DRAIN	86	5
	88	41	STAY COMP., ECU	89	11	TUBE, BREATHER	79	8
SCREW, TAPPING, 4X16	61	27	STAY COMP., HOSE CLAMPER	28	27	TUBE, DRAIN	45	6
	84	7	STAY COMP., IGNITION COIL	33	3		79	15
SCREW, TAPPING, 4X8	36	5	STAY, ABS MODULATOR	56	6	TUBE, MISSION BREATHER	42	2
SCREW, TAPPING, 5X12	68	22	STAY, ENGINE HARNESS	34	14	TUBE, RESERVE TANK	90	3
SCREW, TAPPING, 5X14	51	6	STAY, ENGINE SUB HARNESS	34	13	TUBE, VINYL, 8X12X380	78	18
SCREW, TAPPING, 5X16	63	20	STAY, HARNESS CLIP & ENGINE			[V]		
SCREW, TAPPING, 5X20	79	22	EARTH	33	7	VALVE SET, IDLE AIR CONTROL ...	49	9
SCREW, U-LOCK FLAT, 6X12	88	36	STAY, L. FR. COVER	89	3	VALVE, EX.	30	8
SEAL SET, FR. FORK	70	12	STAY, L. FR. REFLECTOR	59	10	VALVE, IN.	30	7
SEAL SET, PISTON	71	1	STAY, OXYGEN SENSOR	27	3	VALVE, RIM	72	2
	73	2	STAY, OXYGEN SENSOR & BREATHER				74	6
SEAL, AIR CLEANER	79	3	TUBE	27	4			
		4	STAY, R. FR. COVER	89	2	[W]		
SEAL, AIR CLEANER DUCT	79	5	STAY, R. FR. REFLECTOR	59	9	WASHER, 10MM	57	13
SEAL, DRAIN	38	9	STAY, WIRE	49	5	WASHER, 12X24X2.3	35	4
SEAL, DRIVEN FACE, 34X41X4	41	20	STEM SUB ASSY., STEERING	58	10	WASHER, 12.2X29X2.5	40	16
SEAL, DUST	78	7	STEP, L. FLOOR	64	3	WASHER, 15X25.8X4	39	7
SEAL, ENGINE TOP COVER	45	8	STEP, R. FLOOR	64	2	WASHER, 9X21X1.6	64	17
SEAL, INNER BOX	62	5	STOPPER, ADJUST KNOB	61	36	WASHER, DRAIN PLUG, 12MM	47	31
SEAL, L. COVER	37	5	STRIPE, L. BODY COVER	94	12	WASHER, NYLON, 9MM	60	22
SEAL, VALVE STEM	30	1	STRIPE, L. CENTER SIDE COVER ..	93	10	WASHER, OIL BOLT	54	21
SEAT COMP., DOUBLE	76	3	STRIPE, L. FR. SIDE COVER	93	6		55	17
SEAT, EX. VALVE SPRING	30	11					56	11
SEAT, SPRING UPPER	70	9	STRIPE, R. BODY COVER	93	11	WASHER, PLAIN, 10MM	75	15
SENSOR ASSY., AMBIENT	88	33					81	11
SENSOR ASSY., SPEED	45	14	STRIPE, R. CENTER SIDE COVER ..	93	9	WASHER, PLAIN, 6MM	66	7
SENSOR ASSY., WATER			STRIPE, R. FR. SIDE COVER	93	5		80	16
TEMPERATURE	34	15				WASHER, RUBBER	80	20
SENSOR SET	49	1	SUB HARNESS, ENGINE	87	8	WASHER, SEALING, 6.5MM	33	4
SENSOR, FR. WHEEL SPEED	72	1	SUB HARNESS, RR.	87	9	WASHER, SEALING, 8MM	42	9
SENSOR, OXYGEN	80	12	SUSPENSION, WINKER RELAY	88	27		46	21
SHAFT A, PIVOT	61	32	SWINGARM ASSY., RR.	74	8			
SHAFT B, PIVOT	61	33	SWITCH ASSY., DIMMER & HORN &					
SHAFT, MAIN STAND	81	3	WINKER	53	5			
SHAFT, ROCKER ARM	30	6	SWITCH ASSY., FR. STOP	54	1			

PART NAME INDEX

Part name	Page	Ref.	Part name	Page	Ref.	Part name	Page	Ref.
WASHER, SPECIAL, 8MM	70	16						
WASHER, STEERING HEAD DUST SEAL	58	8						
WASHER, THRUST, 5MM	60	21						
WASHER, WAVE	71	14						
WEIGHT A, HANDLE	57	2						
WEIGHT SET, CLUTCH	40	5						
WHEEL SUB ASSY., FR.	72	7						
WHEEL SUB ASSY., RR.	74	4						
WINDSCREEN SET	60	4						
WINKER ASSY., L. FR.	83	5						
WINKER ASSY., L. RR.	83	8						
WINKER ASSY., R. FR.	83	1						
WINKER ASSY., R. RR.	83	7						
WRENCH, BOX	91	4						

1

FOREWORD INDEX

2

ENGINE GROUP

3

FRAME GROUP

4

PART NUMBER INDEX

5

PART NAME INDEX

HONDA